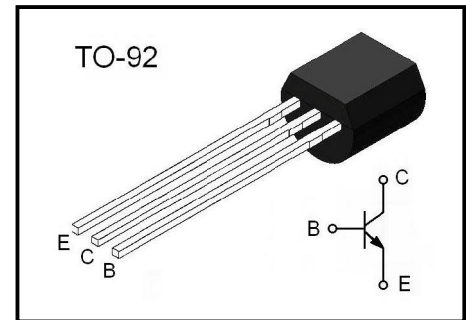


**Plastic-Encapsulate Transistors**  
**TRANSISTOR (NPN)**

**FEATURES**

- Power dissipation



**Absolute Maximum Ratings (Ta=25°C)**

Parameter	Symbol	Value	unit
Collector-Base Voltage	$V_{CB0}$	40	V
Collector-Emitter Voltage	$V_{CE0}$	30	V
Emitter-Base Voltage	$V_{EB0}$	6	V
Collector Current -Continuous	$I_C$	3	A
Collector Power Dissipation	$P_D$	625	mW
Thermal Resistance from Junction to Ambient	$R_{\theta JA}$	200	°C/W
Junction Temperature	$T_j$	150	°C
Storage Temperature	$T_{stg}$	-55~+150	°C

**ELECTRICAL CHARACTERISTICS**

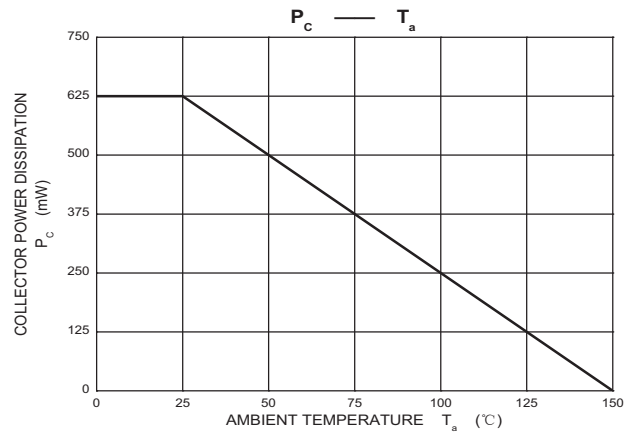
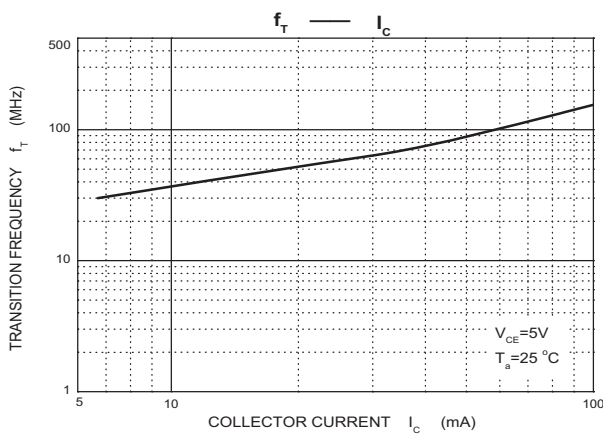
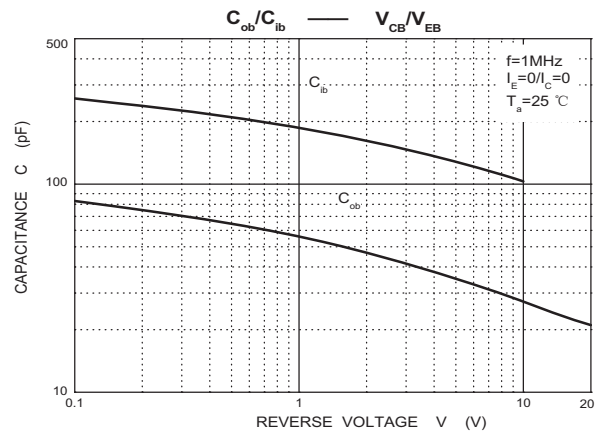
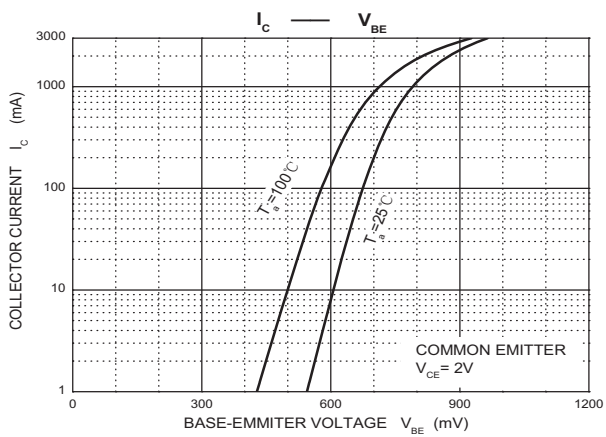
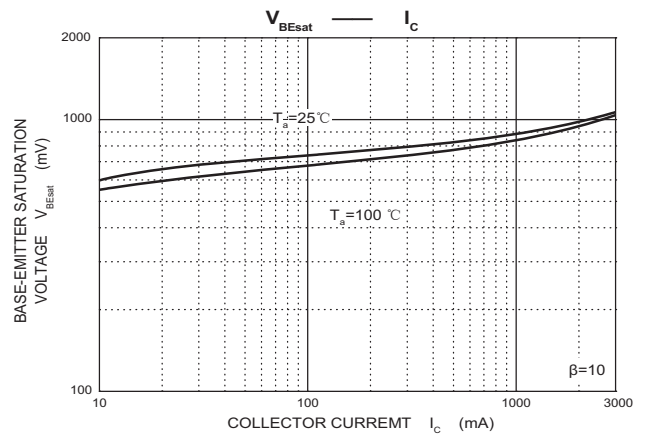
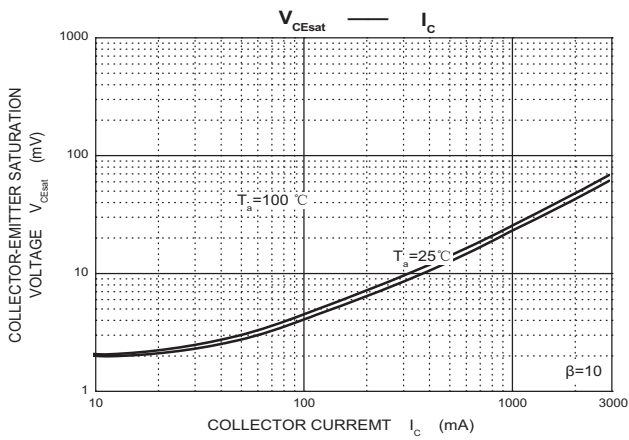
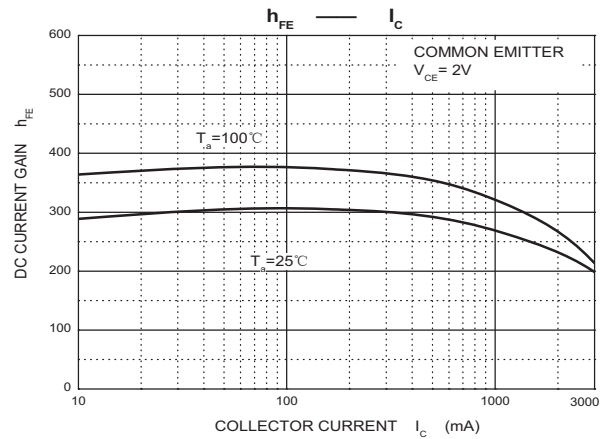
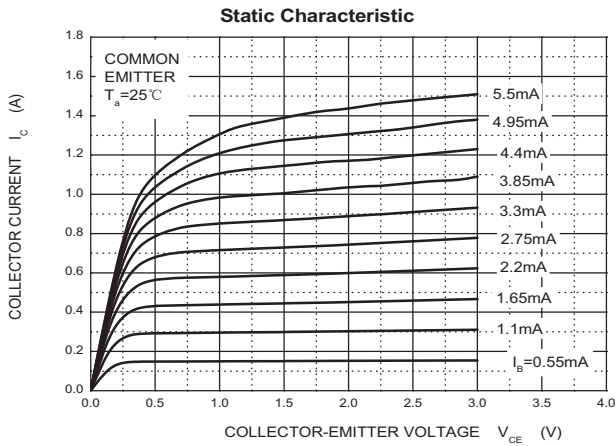
25°C unless otherwise specified

Parameter	Test conditions	Symbol	Min	Typ	Max	unit
Collector-base breakdown voltage	$I_C = 100 \mu A, I_E = 0$	$V_{(BR)CBO}$	40			V
Collector-emitter breakdown voltage	$I_C = 10mA, I_B = 0$	$V_{(BR)CEO}$	30			V
Emitter-base breakdown voltage	$I_E = 100 \mu A, I_C = 0$	$V_{(BR)EBO}$	6			V
Collector cut-off current	$V_{CB} = 40V, I_E = 0$	$I_{CBO}$			1	$\mu A$
Collector cut-off current	$V_{CE} = 30V, I_B = 0$	$I_{CEO}$			10	$\mu A$
Emitter cut-off current	$V_{EB} = 6V, I_C = 0$	$I_{EBO}$			1	$\mu A$
DC current gain	$V_{CE} = 2V, I_C = 1A$	$h_{FE}$	60		400	
Collector-emitter saturation voltage	$I_C = 2A, I_B = 0.2 A$	$V_{CE(sat)}$			0.5	V
Base-emitter saturation voltage	$I_C = 2A, I_B = 0.2 A$	$V_{BE(sat)}$			1.5	V
Transition frequency	$V_{CE} = 5V, I_C = 0.1A$ $f = 10MHz$	$f_T$	50	80		MHz

**CLASSIFICATION OF  $h_{FE}$**

Rank	D882S-R	D882S-O	D882S-Y	D882S-GR
Range	60-120	100-200	160-320	200-400

Typical Characteristics



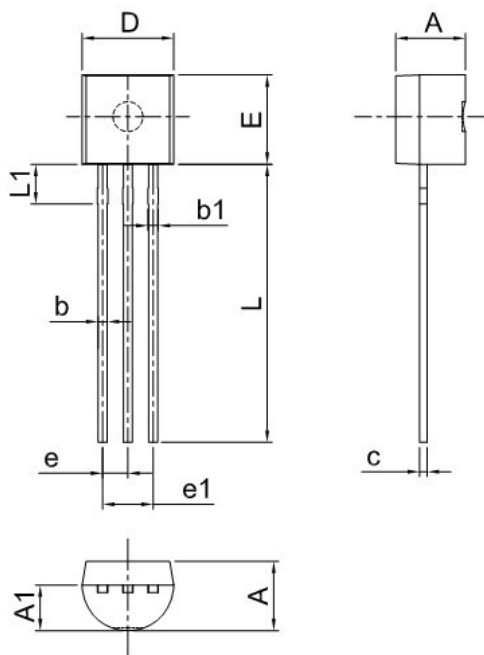
**Ordering information**

Package	Packing Description	Base Quantity
TO-92	Bulk	1000pcs/Bag
	Tape	2000pcs/Box

**Package Dimensions**

**TO-92**

Dim	Millimeter		Inches	
	Min.	Max.	Min.	Max.
A	3.30	3.70	0.130	0.146
A1	2.30	2.70	0.091	0.106
b	0.40	0.50	0.016	0.020
b1	0.50	0.70	0.020	0.028
c	0.35	0.45	0.014	0.018
D	4.45	4.70	0.175	0.185
E	4.40	4.65	0.173	0.183
e	1.17	1.37	0.046	0.054
e1	2.34	2.64	0.092	0.104
L	13.50	14.50	0.531	0.571
L1	1.80	2.20	0.071	0.087



## Disclaimer

The information presented in this document is for reference only. GuangDong Youfeng Microelectronics Co.,Ltd. reserves the right to make changes without notice for the specification of the products displayed herein to improve reliability, function or design or otherwise. The product listed herein is designed to be used with ordinary electronic equipment or devices, and not designed to be used with equipment or devices which require high level of reliability and the malfunction of which would directly endanger human life (such as medical instruments, transportation equipment, aerospace machinery, nuclear-reactor controllers, fuel controllers and other safety devices), YFU or anyone on its behalf, assumes no responsibility or liability for any damages resulting from such improper use of sale. This publication supersedes & replaces all information previously supplied. For additional information, please visit our website <https://www.yfwdiode.com>, or consult YFU sales office for further assistance.