

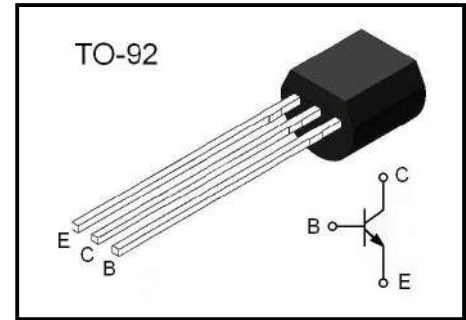
NPN Plastic-Encapsulate Transistors

Applications

- ◆ Low frequency amplifier
- ◆ Low noise amplifier

FEATURES

- ◆ Low noise:
NF = 4dB (typ.) $R_G = 100\Omega$, $V_{CE} = 6V$, $I_C = 100\mu A$, $f = 1kHz$
NF = 0.5dB (typ.) $R_G = 1k\Omega$, $V_{CE} = 6V$, $I_C = 100\mu A$, $f = 1kHz$
- ◆ Low pulse noise: Low 1/f noise
- ◆ High DC current gain: $h_{FE} = 200\sim 700$
- ◆ High breakdown voltage: $V_{CEO} = 120V$



Absolute Maximum Ratings (Ta=25°C)

Parameter	Symbol	Value	Unit
Collector-base voltage	BV_{CBO}	120	V
Collector-emitter voltage	BV_{CEO}	120	V
Emitter-base voltage	BV_{EBO}	5	V
Collector current	I_C	100	mA
Base current	I_B	20	mA
Collector power dissipation	P_C	300	mW
Junction temperature	T_j	125	°C
Storage temperature	T_{stg}	-55~+125	°C

Electrical Characteristics (Ta=25°C)

Parameter	Symbol	Conditions	Min	Typ	Max	Unit
Collector-base breakdown voltage	BV_{CBO}	$I_C = 100\mu A$, $I_E = 0$	120			V
Collector-emitter breakdown voltage	BV_{CEO}	$I_C = 1mA$, $I_B = 0$	120			V
Emitter-base breakdown voltage	BV_{EBO}	$I_E = 100\mu A$, $I_C = 0$	5			V
Collector cut-off current	I_{CBO}	$V_{CB} = 120V$, $I_E = 0$			0.1	μA
Emitter cut-off current	I_{EBO}	$V_{EB} = 6V$, $I_C = 0$			0.1	μA
DC current gain	h_{FE}	$V_{CE} = 6V$, $I_C = 2mA$	200		700	
Collector-emitter saturation voltage	$V_{CE(sat)}$	$I_C = 10mA$, $I_B = 1mA$			0.3	V
Base-emitter voltage	$V_{BE(on)}$	$V_{CE} = 6V$, $I_C = 2mA$			1.0	V
Transition frequency	f_T	$V_{CE} = 5V$, $I_B = 10mA$		100		MHz
Collector output capacitance	C_{ob}	$V_{CB} = 10V$, $I_E = 0$, $f = 1kHz$		3		pF

h_{FE} Classification

Classification	G	BL
Range	200~400	350~700

Typical Characteristics

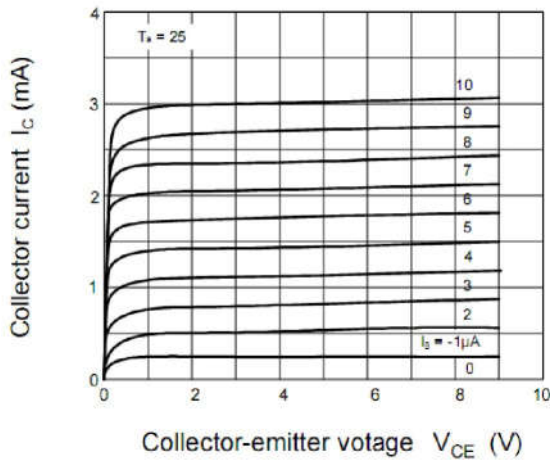


Figure 1. Static Characteristic

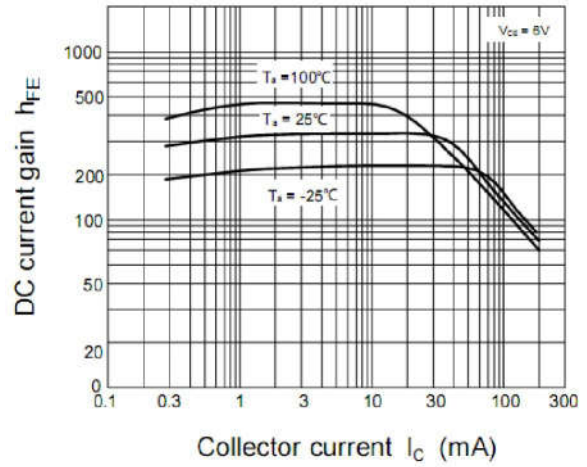


Figure 2. DC current Gain

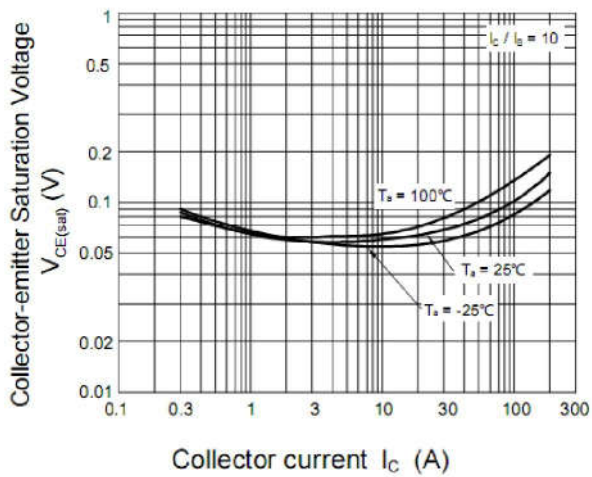


Figure 3. Collector-Emitter Saturation Voltage

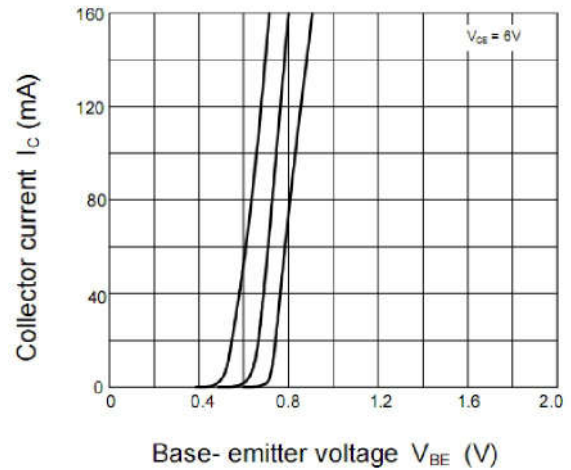


Figure 4. Base-Emitter Voltage

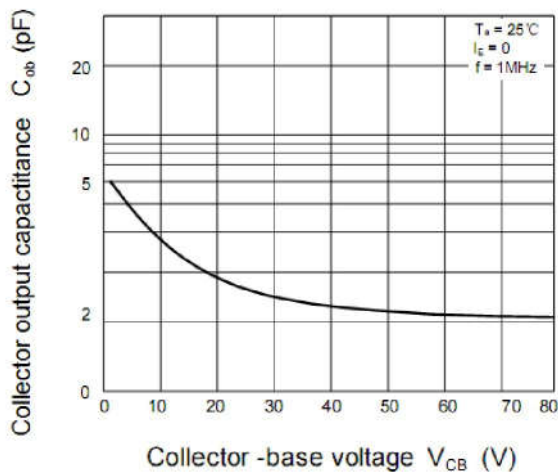


Figure 5. Output Capacitance

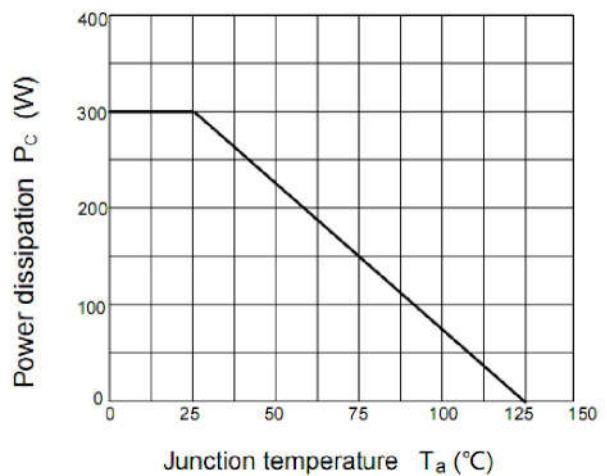


Figure 6. Power Derating

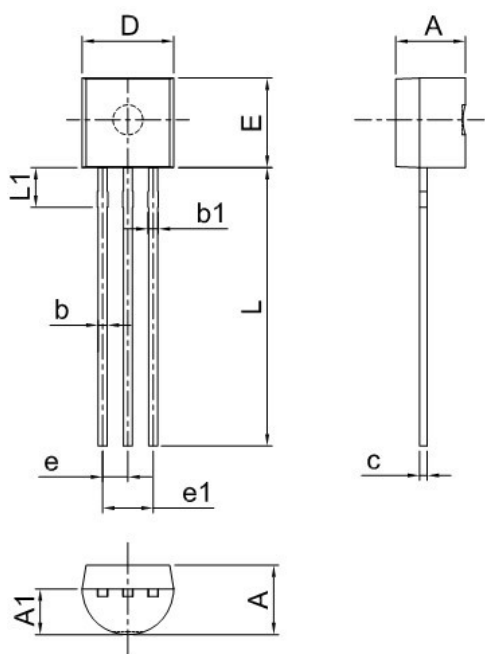
Ordering information

Package	Packing Description	Base Quantity
TO-92	Bulk	1000pcs/Bag
	Tape	2000pcs/Box

Package Dimensions

TO-92

Dim	Millimeter		Inches	
	Min.	Max.	Min.	Max.
A	3.30	3.70	0.130	0.146
A1	2.30	2.70	0.091	0.106
b	0.40	0.50	0.016	0.020
b1	0.50	0.70	0.020	0.028
c	0.35	0.45	0.014	0.018
D	4.45	4.70	0.175	0.185
E	4.40	4.65	0.173	0.183
e	1.17	1.37	0.046	0.054
e1	2.34	2.64	0.092	0.104
L	13.50	14.50	0.531	0.571
L1	1.80	2.20	0.071	0.087



Disclaimer

The information presented in this document is for reference only. GuangDong Youfeng Microelectronics Co.,Ltd. reserves the right to make changes without notice for the specification of the products displayed herein to improve reliability, function or design or otherwise. The product listed herein is designed to be used with ordinary electronic equipment or devices, and not designed to be used with equipment or devices which require high level of reliability and the malfunction of which would directly endanger human life (such as medical instruments, transportation equipment, aerospace machinery, nuclear-reactor controllers, fuel controllers and other safety devices),YFW or anyone on its behalf, assumes no responsibility or liability for any damages resulting from such improper use of sale. This publication supersedes & replaces all information previously supplied. For additional information, please visit our website <https://www.yfwdiode.com>, or consult YFW sales office for further assistance.