

**High Current Glass Passivated Molding Three-Phase Bridge Rectifier**

**Voltage - 1600 V**


**Forward Current –75 A**

**FEATURES**

- ◆High current capability
- ◆Low forward voltage drop
- ◆Glass Passivated ChipJunction
- ◆Low power loss, high efficiency
- ◆LeadfreeincomplywithEUroHS2011/65/EUdirectives

**MECHANICAL DATA**

- ◆Case:SKBPC,
- ◆Terminals: Solderable per MIL-STD-202, Method208
- ◆Approx. Weight: SKBPC 28g



**Maximum Ratings and Electrical characteristics**

Ratings at 25 °C ambient temperature unless otherwise specified.

Parameter	Symbols	SKBPC7516	Units
Maximum Repetitive Peak Reverse Voltage	$V_{RRM}$	1600	V
Maximum RMS voltage	$V_{RMS}$	1120	V
Maximum DC Blocking Voltage	$V_{DC}$	1600	V
Maximum Average Forward Rectified Current ,50Hz Sine wave resistance load $T_c=85^{\circ}C$	$I_{(AV)}$	75	A
Peak forward surge current 8.3ms single half sine-wave superimposed on rated load	$I_{FSM}$	600	A
Maximum Forward Voltageat 75A DC and 25°C	$V_F$	Max 1.05	V
Maximum Reverse Currentat $T_A=25^{\circ}C$	$I_R$	10	$\mu A$
Typical Thermal Resistance per Element	$R_{\theta JC}$	1.5	$^{\circ}C/W$
Storage Temperature	$T_{stg}$	-40~ 150	$^{\circ}C$
Openrating junction Temperature	$T_j$	150	$^{\circ}C$

Characteristics (Typical)

FIG1:Io-Tc Curve

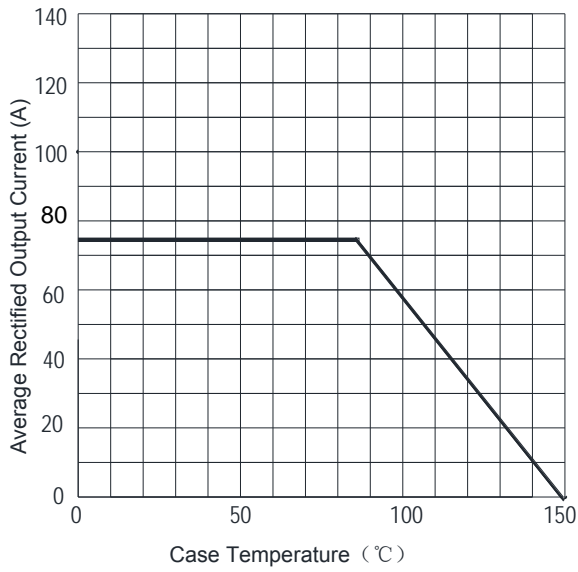


FIG2: Surge Forward Current Capability

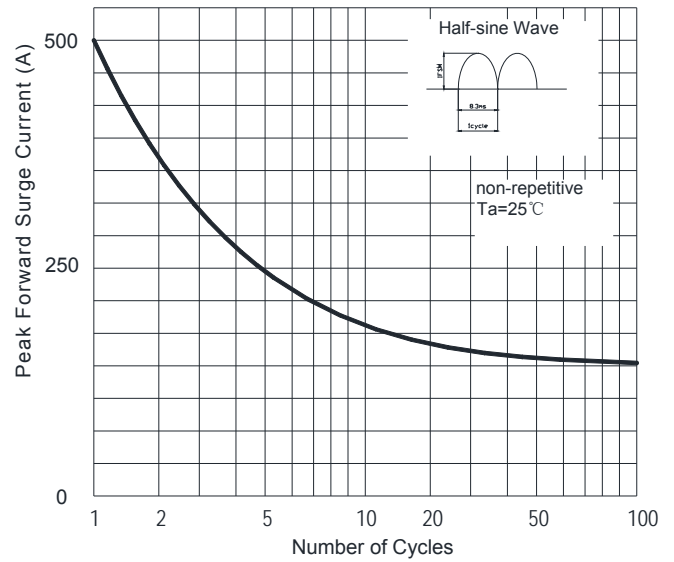


FIG3: Instantaneous Forward Voltage

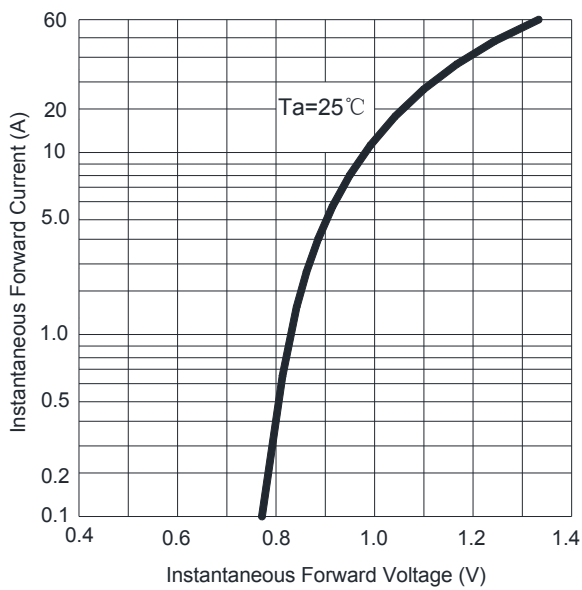
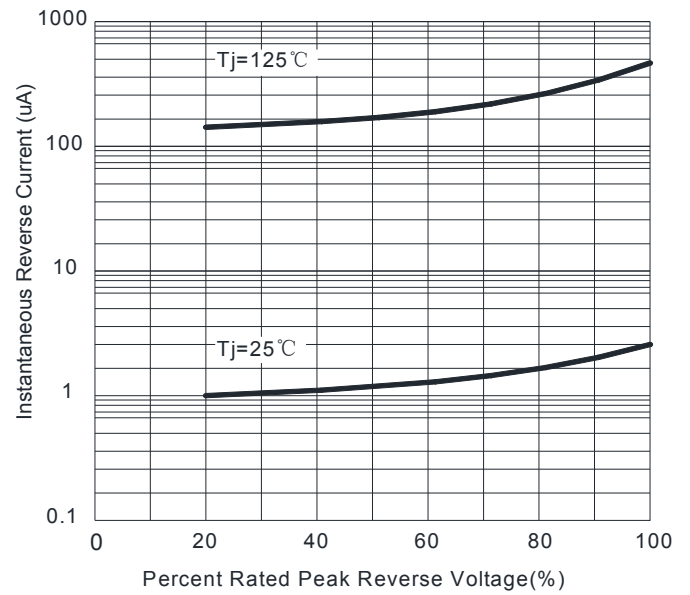
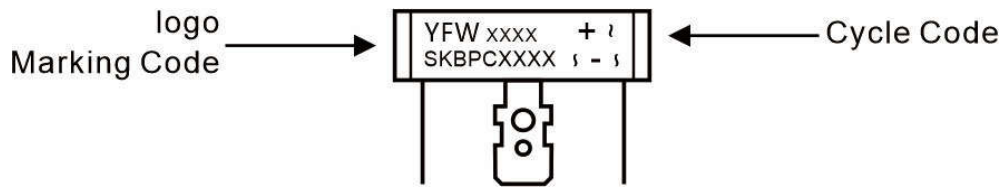


FIG4: Typical Reverse Characteristics



**Marking Diagram**

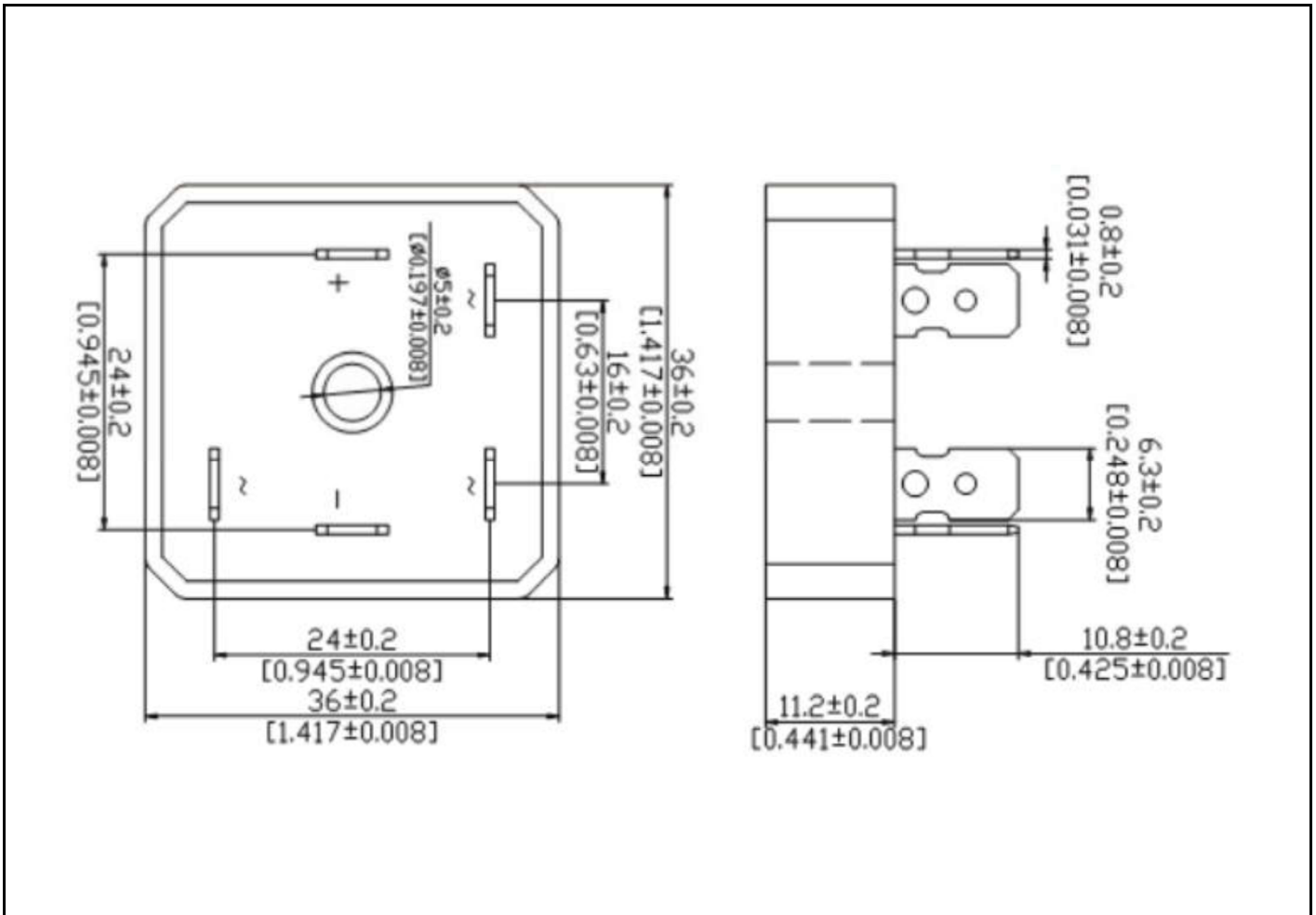


**Ordering information**

Package	Packing Description	Packing Quantity
SKBPC-A	bulk	50PCS/Box 500PCS/Carton

**Package Dimensions**

SKBPC-A (Dimensions in mm inch)



## Disclaimer

The information presented in this document is for reference only. GuangDong Youfeng Microelectronics Co.,Ltd. reserves the right to make changes without notice for the specification of the products displayed herein to improve reliability, function or design or otherwise. The product listed herein is designed to be used with ordinary electronic equipment or devices, and not designed to be used with equipment or devices which require high level of reliability and the malfunction of which would directly endanger human life (such as medical instruments, transportation equipment, aerospace machinery, nuclear-reactor controllers, fuel controllers and other safety devices), YFW or anyone on its behalf, assumes no responsibility or liability for any damages resulting from such improper use of sale. This publication supersedes & replaces all information previously supplied. For additional information, please visit our website <https://www.yfwdiode.com>, or consult YFW sales office for further assistance.