

Radial Lead Transient Voltage Suppressors (TVS)

Current Rating - 6KA


Reverse Voltage - 12V to 430V

Description

The AK6 Series of high current transient suppressors have been specially designed for use in A.C. line protection and any demanding applications (AC or DC). Any voltage rise due to increased current conduction is contained to a minimum, providing the best possible protection level. They can also be connected in series and/or parallel to create very high capacity protection solutions.

Features

- ◆ Axial lead terminals
- ◆ High current transient suppressor
- ◆ Excellent Clamping Capability
- ◆ Glass Passivated Junction
- ◆ Bi-directional
- ◆ Low Slope Resistance
- ◆ Repetition Rate (duty cycle):0.01%
- ◆ Hazardous Substances Free
- ◆ RoHS Compliant
- ◆ High Temperature soldering: 260°C/10 seconds at terminals
- ◆ Epoxy Encapsulated
- ◆ Silver plated leads
- ◆ Solderable per MIL-STD-202 Method 208



Maximum Ratings (T_A=25°C unless otherwise noted)

Parameter	Symbols	Value	Unit
Current Rating ¹	I _{PP}	6	KA
Operating junction	T _J	-55 to+150	°C
Storage Temperature Range	T _{STG}	-55 to+150	°C

Notes:

1. Rated IPP measured with 8 × 20µs pulse.

Electrical Characteristics ($T_A = 25^\circ\text{C}$ unless otherwise noted)

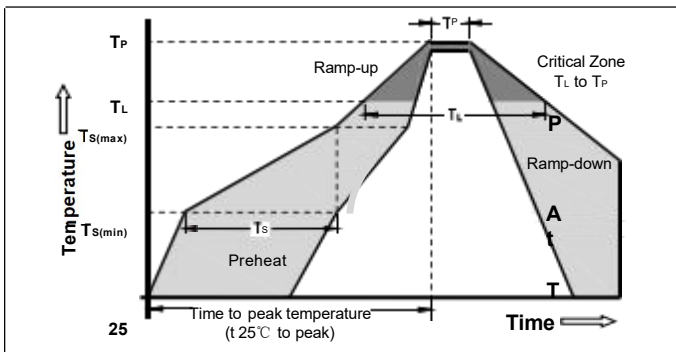
Part Number	Reverse Stand-Off Voltage		Breakdown Voltage	Test Current	Current Rating	Maximum Clamping Voltage	Reverse Leakage
	VAC(V)	VDC(V)	$V_{BR}(V)$ MIN.@ I_T	I_T (mA)	I_{PP} 8/20 μ s (KA)	$V_C(V)$ @ I_{PP}	$I_R(\mu A)$ @VDC
AK6-012C	8.5	12.8	14	10	6	28	5
AK6-015C	11	15	17	10	6	30	5
AK6-020C	14	20	22	10	6	40	5
AK6-025C	17	25	28	10	6	50	5
AK6-030C	21	30	33	10	6	60	5
AK6-042C	30	42	47	10	6	77	5
AK6-058C	40	58	64	10	6	110	5
AK6-066C	45	66	70	10	6	125	5
AK6-076C	54	76	83	10	6	135	5
AK6-100C	72	100	110	10	6	165	5
AK6-133C	100	133	147	10	6	220	5
AK6-170C	130	170	180	10	6	260	5
AK6-190C	145	190	200	10	6	290	5
AK6-200C	150	200	222	10	6	330	5
AK6-240C	180	240	250	10	6	340	5
AK6-275C	210	275	300	10	6	435	5
AK6-300C	230	300	330	10	6	470	5
AK6-380C	275	380	401	10	6	520	5
AK6-430C	310	430	440	10	6	625	5

Ratings and Characteristic Curves (T_A=25°C unless otherwise noted) (Continued)

Physical Specifications

Weight	Contact manufacturer
Case	Epoxy encapsulated
Terminal	Silver plated leads, solderable per MIL-STD-750, Method 2026

Soldering Parameters



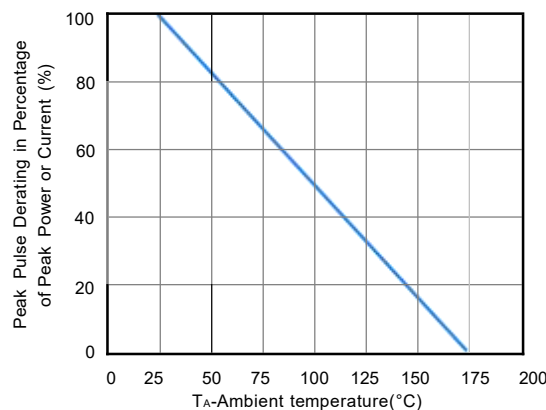
Reflow Condition		Lead-free assembly
Pre Heat	-Temperature Min (T _{s(min)})	150°C
	-Temperature Max (T _{s(max)})	200°C
	- Time (min to max) (T _s)	60 -180 Seconds
Average ramp up rate (Liquidus Temp T_L) to peak		3°C/second max
T_{s(max)} to T_L - Ramp-up Rate		3°C/second max
Reflow	- Temperature (T _L) (Liquidus)	217°C
	- Time (min to max) (T _L)	60 -150 Seconds
Peak Temperature (T_P)		260 +0/-5°C
Time within 5°C of actual peak Temperature (t_p)		20 -40 Seconds
Ramp-down Rate		6°C/second max
Time 25°C to peak Temperature (T_P)		8 minutes Max
Do not exceed		280°C

Flow/Wave Soldering (Solder Dipping)

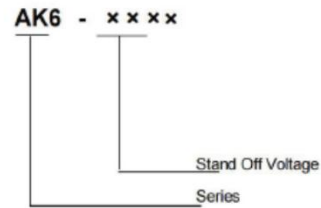
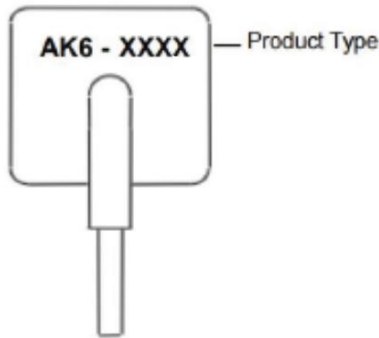
Peak Temperature :	265°C
Dipping Time :	10 seconds
Soldering :	1 time

Ratings and Characteristic Curves (T_A=25°C unless otherwise noted)

Pulse Derating Curve



Marking Diagram



Ordering information

Package	Packing Description	Base Quantity
AK6	Bulk	56pcs/Box

Package Dimensions

AK6

Symbol	Millimeter	Inches	
			A
B	12.4±1.0	0.488±0.039	
C	1.30±0.1	0.051±0.004	
D	6.00±1.0	0.236±0.039	
E	24.15±0.7	0.95±0.028	
F	3.5±0.7	0.138±0.028	
G	012~025	4.5±1.2	0.177±0.047
	030~042	5.3±1.2	0.209±0.047
	058~076	6.2±1.2	0.244±0.047
	100	7.8±1.2	0.307±0.047
	133	8.6±1.2	0.339±0.047
	170~200	9.4±1.2	0.370±0.047
	240~275	11.0±1.2	0.433±0.047
	300	12.7±1.2	0.500±0.047
	380	14.4±1.2	0.567±0.047
	430	15.2±1.2	0.598±0.047

Disclaimer

The information presented in this document is for reference only. GuangDong Youfeng Microelectronics Co.,Ltd. reserves the right to make changes without notice for the specification of the products displayed herein to improve reliability, function or design or otherwise. The product listed herein is designed to be used with ordinary electronic equipment or devices, and not designed to be used with equipment or devices which require high level of reliability and the malfunction of with would directly endanger human life (such as medical instruments, transportation equipment, aerospace machinery, nuclear-reactor controllers, fuel controllers and other safety devices),YFW or anyone on its behalf, assumes no responsibility or liability for any damages resulting from such improper use of sale. This publication supersedes & replaces all information previously supplied. For additional information, please visit our website <https://www.yfwdiode.com>, or consult YFW sales office for further assistance.