

SiC Schottky Diodes

Features

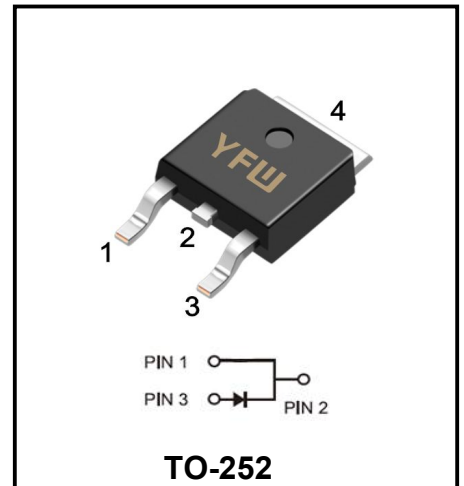
- ◆ Reverse withstand voltage 1200V
- ◆ Zero reverse recovery current
- ◆ High working frequency
- ◆ Switch characteristics are not affected by temperature
- ◆ Fast switching speed
- ◆ Positive temperature coefficient of positive pressure drop

Application

- ◆ Switching mode power supply, AC/DC converter
- ◆ Power factor correction
- ◆ Motor drive
- ◆ PV inverter and wind turbine

Advantages

- ◆ Very low switching loss
- ◆ Higher efficiency
- ◆ Low dependence of the system on the heat sink
- ◆ No thermal collapse in parallel devices



Absolute Maximum Ratings (Ta=25°C)

Parameter	Symbol	Test conditions	Value	Unit
Peak repetitive reverse voltage	V _{RRM}		1200	V
Working Peak Reverse voltage	V _{RWM}		1200	V
DC Blocking Voltage	V _{DC}		1200	V
Average rectified output current	I _{F(AV)}	T _C =25°C T _C =125°C T _C =150°C	19 9.5 5	A
Forward repetitive peak current	I _{FRM}	T _C =25°C, tp=10ms, Half Sine Wave T _C =110°C, tp=10ms, Half Sine Wave	26 18	A
Forward surge current	I _{FSM}	T _C =25°C, tp=10ms, Half Sine Wave T _C =110°C, tp=10ms, Half Sine Wave	46 36	A
Power dissipation	P _{tot}	T _C =25°C T _C =110°C	100 43	W
Diode dV/dt ruggedness	dV/dt	V _R =0~960V	200	V/ns
Junction temperature	T _j		-55~+175	°C
Storage temperature	T _{stg}		-55 ~ +175	°C

Thermal characteristics

Parameter	Symbol	Value	Unit
Thermal Resistance - Junction to Case	$R_{\theta JC}$	2.5	$^{\circ}C/W$

Electrical Characteristics (Ta=25°C unless otherwise specified)

Parameter	Symbol	Test conditions	Min	Typ	Max	Unit
Forward voltage	V_F	$I_F = 5A, T_j = 25^{\circ}C$ $I_F = 5A, T_j = 175^{\circ}C$		1.4 1.9	1.8 3	V
Reverse current	I_R	$V_R = 1200V, T_j = 25^{\circ}C$ $V_R = 1200V, T_j = 175^{\circ}C$		10 40	50 150	μA
Total capacitive charge	Q_C	$V_R = 800V, I_F = 5A$ $di/dt = 200A/\mu s, T_j = 25^{\circ}C$		27		nC
Total capacitance	C	$V_R = 0V, T_j = 25^{\circ}C, f = 1MHz$ $V_R = 400V, T_j = 25^{\circ}C, f = 1MHz$ $V_R = 800V, T_j = 25^{\circ}C, f = 1MHz$		390 27 208		pF
Capacitance stored energy	E_C	$V_R = 800V$		8.0		μJ

Typical Characteristic

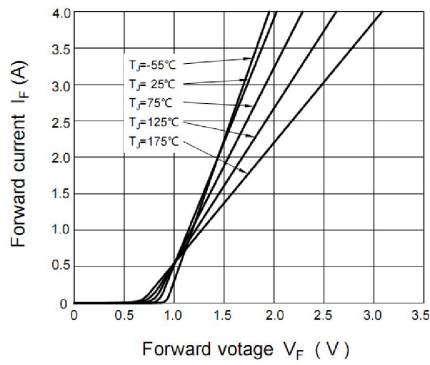


Figure 1. Forward Characteristics

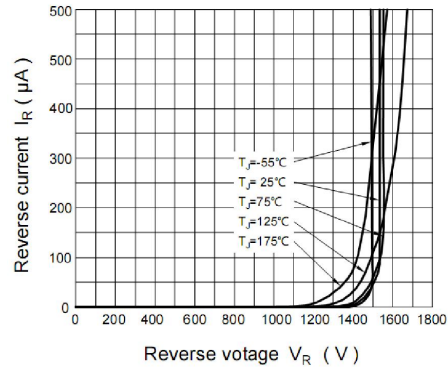


Figure 2. Reverse Characteristics

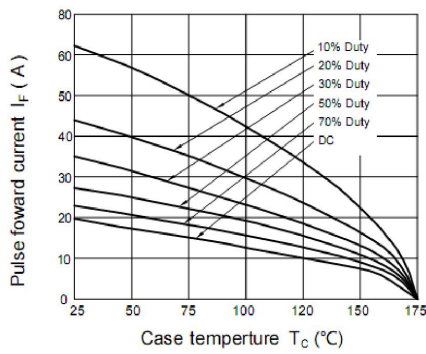


Figure 3. Current Derating

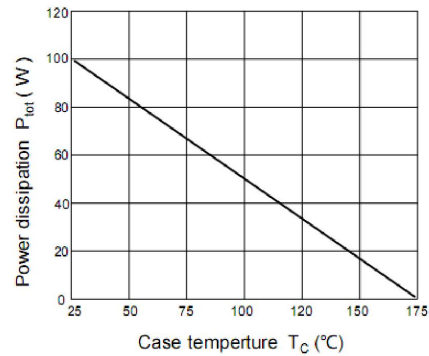


Figure 4. Power Derating

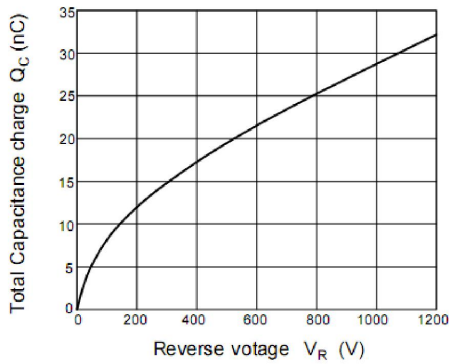


Figure 5. Total Capacitance charge vs. reverse voltage

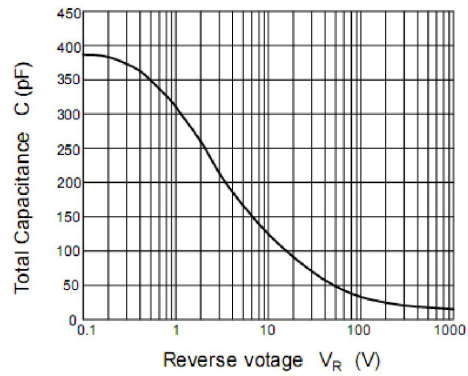


Figure 6. Capacitance vs. reverse voltage

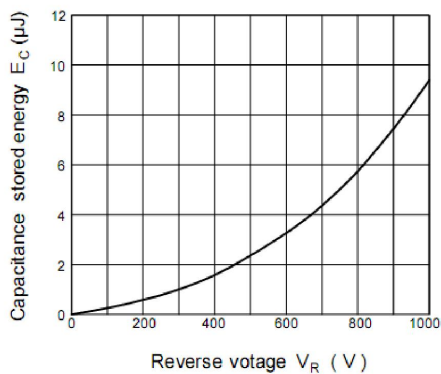


Figure 7. Capacitance stored energy

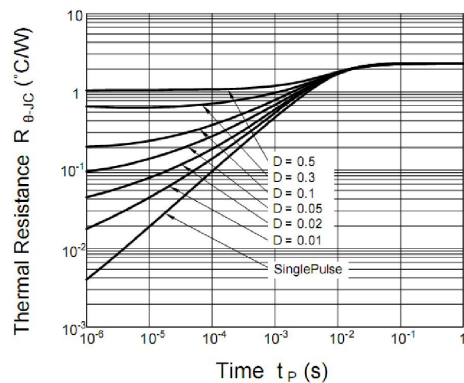
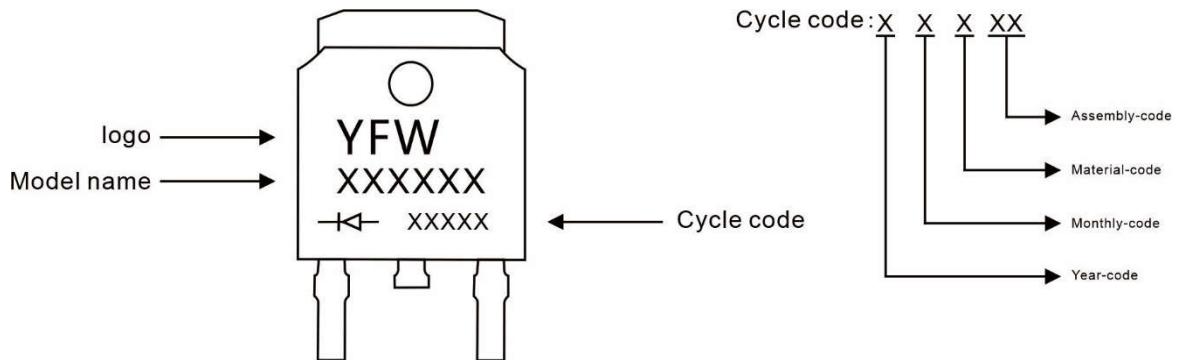


Figure 8. Transient Thermal Impedance

Marking Diagram



Ordering information

Model name	Package	Unit Weight	Base Quantity	Packing Quantity
YFWD305120CS	TO-252	0.011oz(0.32g)	2500pcs/reel	5000pcs/box 25000pcs/Carton

Package Dimensions

TO-252

Dim	Millimeter		Inches	
	Min.	Max.	Min.	Max.
A	2.20	2.50	0.087	0.098
A1	0.00	0.12	0.000	0.005
A2	2.20	2.40	0.087	0.094
B	1.20	1.60	0.047	0.063
b	0.50	0.70	0.020	0.028
b1	0.70	0.90	0.028	0.035
c	0.40	0.60	0.016	0.024
c1	0.40	0.60	0.016	0.024
D	6.35	6.65	0.250	0.262
D1	5.20	5.40	0.205	0.213
E	5.40	5.70	0.213	0.224
e	2.20	2.40	0.087	0.094
e1	4.40	4.80	0.173	0.189
L	10.00	11.00	0.393	0.433
L1	2.70	3.10	0.106	0.122
L2	1.40	1.80	0.055	0.071
L3	0.90	1.50	0.035	0.059

Disclaimer

The information presented in this document is for reference only. GuangDong Youfeng Microelectronics Co.,Ltd. reserves the right to make changes without notice for the specification of the products displayed herein to improve reliability, function or design or otherwise. The product listed herein is designed to be used with ordinary electronic equipment or devices, and not designed to be used with equipment or devices which require high level of reliability and the malfunction of with would directly endanger human life (such as medical instruments, transportation equipment, aerospace machinery, nuclear-reactor controllers, fuel controllers and other safety devices),YFW or anyone on its behalf, assumes no responsibility or liability for any damages resulting from such improper use of sale. This publication supersedes & replaces all information previously supplied. For additional information, please visit our website <https://www.yfwdiode.com>, or consult YFW sales office for further assistance.