

Surface Mount Schottky Rectifier


Reverse Voltage - 20V

Forward Current - 1 A

**FEATURES**

- ◆ Low power loss, high efficiency
- ◆ High forward surge current capability
- ◆ The plastic package carries Underwriters Laboratory Flammability Classification 94V-0

**Pinning**



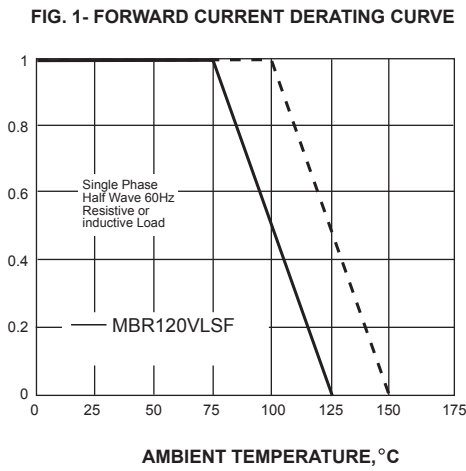
Absolute Maximum Ratings Ta = 25°C

Parameter	Symbol	MBR120VLSF	Units	
Maximum Repetitive Peak Reverse Voltage	<b>V<sub>RRM</sub></b>	20	V	
Maximum RMS voltage	<b>V<sub>RMS</sub></b>	14		
Maximum DC Blocking Voltage	<b>V<sub>DC</sub></b>	20		
Forward Voltage @ IF=1A	<b>V<sub>F</sub></b>	0.55		
Averaged Forward Current.Ta=75°C	<b>I<sub>FAV</sub></b>	1	A	
Peak Forward Surge Current Ta=25°C	<b>I<sub>FSM</sub></b>	25		
Maximum DC Reverse Current		Ta=25°C	1	mA
		Ta=100°C	10	
Typical Junction Capacitance (Note.1)	<b>C<sub>j</sub></b>	110	pF	
Junction Temperature	<b>T<sub>j</sub></b>	-65 ~ +125	°C	
Storage Temperature	<b>T<sub>stg</sub></b>	-65 ~ +125		

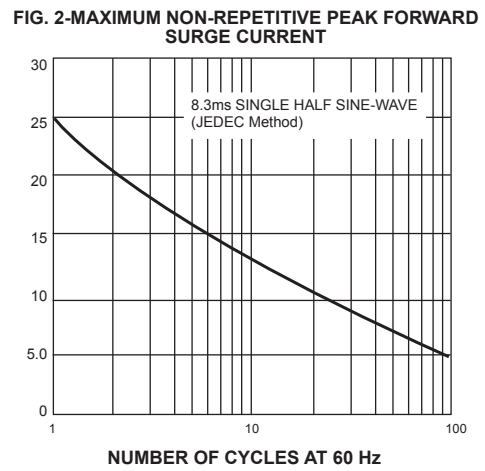
Note.1:Measured at 1MHz and applied reverse voltage of 4.0V D.C.

Typical Characteristics

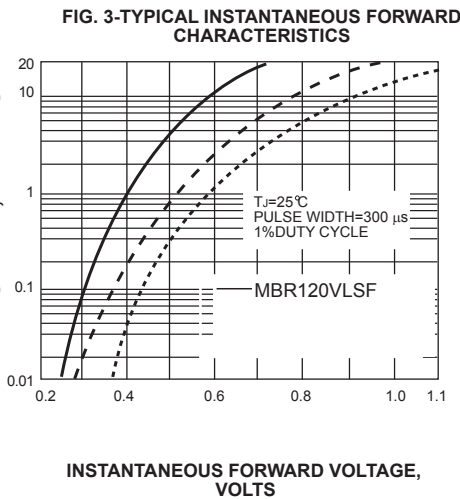
AVERAGE FORWARD RECTIFIED CURRENT, AMPERES



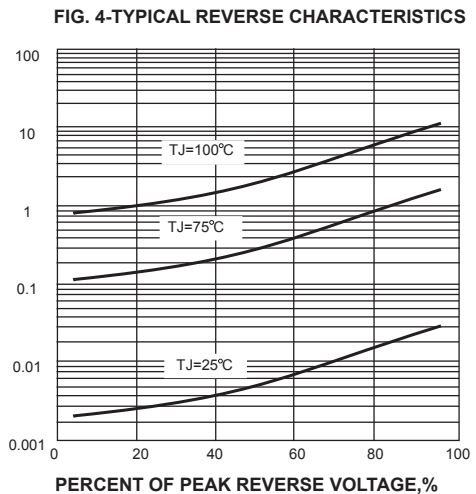
PEAK FORWARD SURGE CURRENT, AMPERES



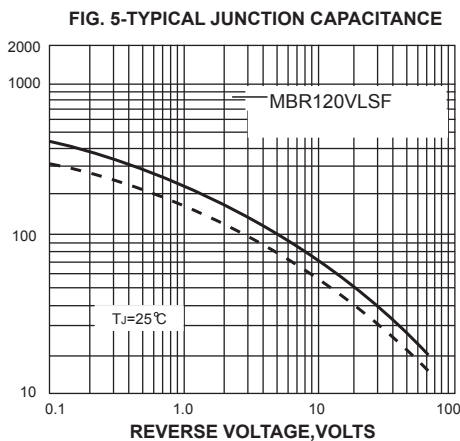
INSTANTANEOUS FORWARD CURRENT, AMPERES



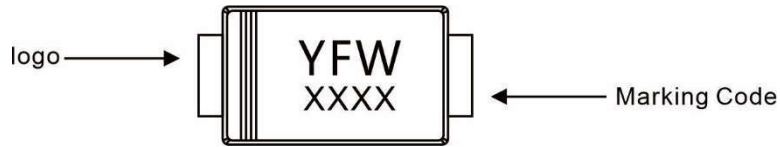
INSTANTANEOUS REVERSE CURRENT, MILLIAMPERES



JUNCTION CAPACITANCE, pF



Marking Diagram



Ordering information

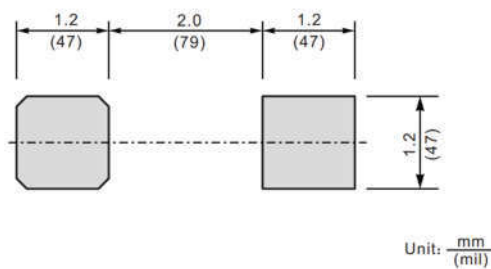
Package	Packing Description	Packing Quantity
SOD-123FL	Tape/Reel, 7" reel	3000PCS/Reel 120000PCS/Carton

Package Dimensions

SOD-123FL

Dim.	Millimeter(mm)		mil	
	Min.	Max.	Min.	Max.
A	0.9	1.3	35	43
C	0.12	0.20	4.7	7.9
D	2.6	2.9	102	114
E	1.7	1.9	67	75
e	0.8	1.1	31	43
g	0.7	0.9	28	35
HE	3.5	3.8	138	150
∠	7°			

The recommended mounting pad size



## Disclaimer

The information presented in this document is for reference only. GuangDong Youfeng Microelectronics Co.,Ltd. reserves the right to make changes without notice for the specification of the products displayed herein to improve reliability, function or design or otherwise. The product listed herein is designed to be used with ordinary electronic equipment or devices, and not designed to be used with equipment or devices which require high level of reliability and the malfunction of with would directly endanger human life (such as medical instruments, transportation equipment, aerospace machinery, nuclear-reactor controllers, fuel controllers and other safety devices),YFW or anyone on its behalf, assumes no responsibility or liability for any damages resulting from such improper use of sale. This publication supersedes & replaces all information previously supplied. For additional information, please visit our website <https://www.yfwdiode.com>, or consult YFW sales office for further assistance.