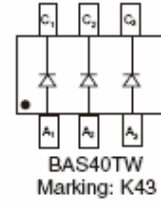
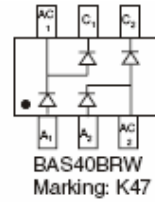
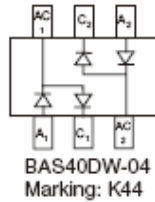
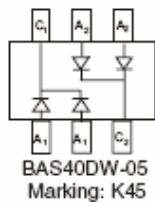
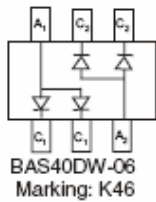
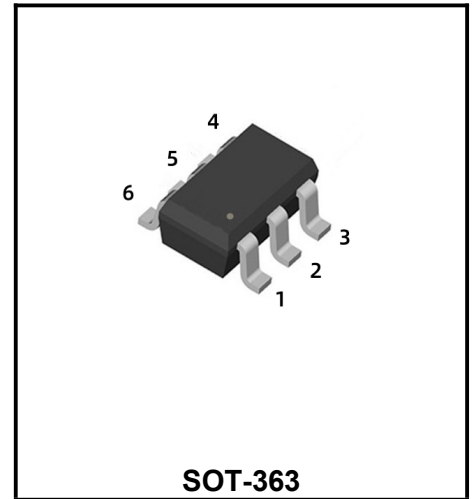


Schottky Barrier Diode Arrays

Features

- Low Forward voltage drop
- Fast switching



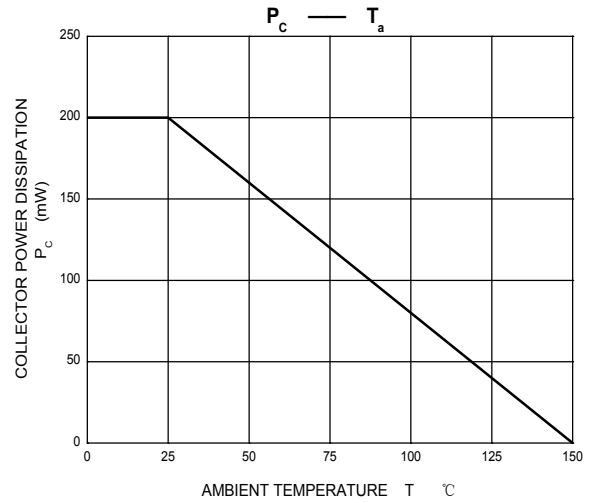
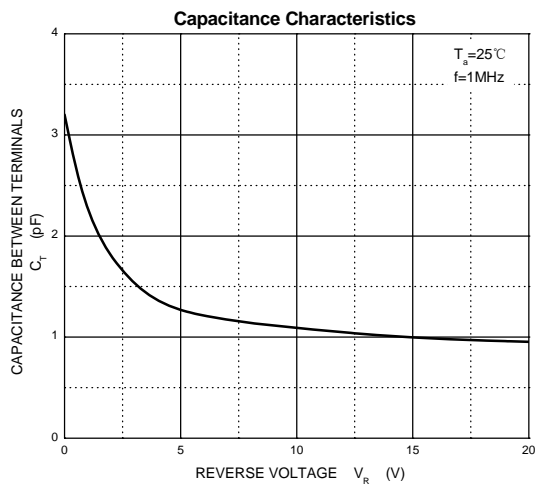
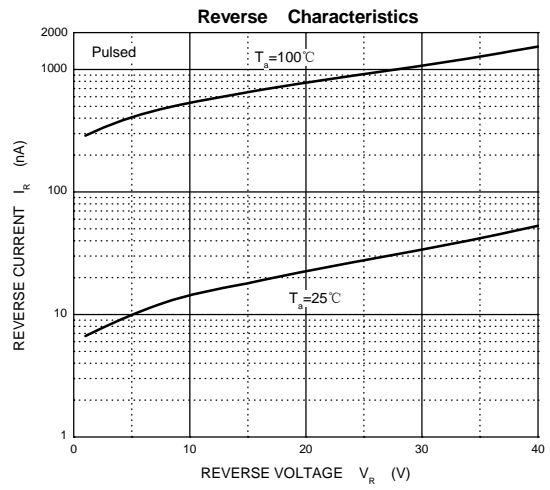
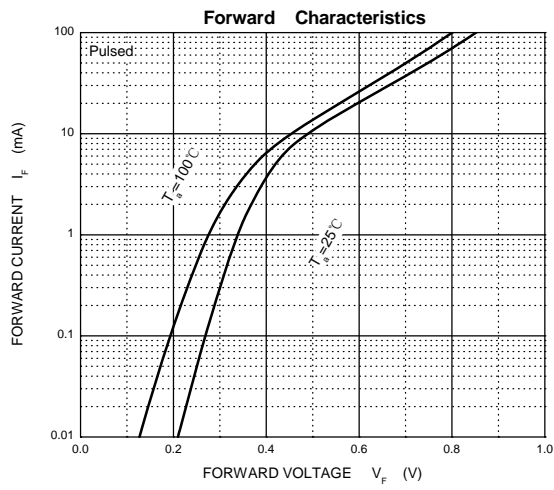
Maximum Ratings and Electrical Characteristics, Single Diode (Ta=25°C)

Parameter	Symbol	Limits	Unit
Non-Repetitive Peak reverse voltage DC Blocking Voltage	V_{RM} V_R	40	V
Average Rectified Output Current	I_O	200	mA
Power Dissipation	P_d	200	mW
Thermal Resistance. Junction to Ambient Air	$R_{\theta JA}$	625	°C/W
Junction temperature	T_J	125	°C
Storage temperature range	T_{STG}	-65-125	°C

Electrical Characteristics (Ta=25°C unless otherwise specified.)

Parameter	Symbol	Test conditions	MIN	MAX	UNIT
Reverse breakdown voltage	$V_{(BR)}$	$I_R=10\mu A$	40		V
Reverse voltage leakage current	I_R	$V_R=30V$		200	nA
Forward voltage	V_F	$I_F=1mA$ $I_F=40mA$		380 1000	mV
Total capacitance	C_T	$V_R=0, f=1MHz$		5	pF
Reverse recovery time	t_{rr}	$I_F=10mA, I_R=I_F=1mA$ $R_L=100\Omega$		5	ns

Typical Characteristics



Ordering information

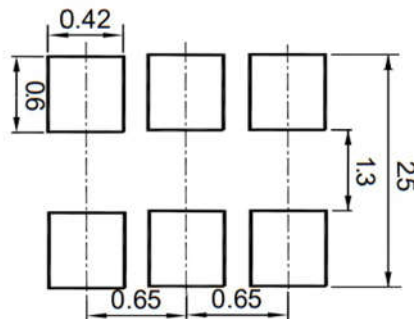
Package	Packing Description	Packing Quantity
SOT-363	Tape/Reel, 7" reel	3000PCS/Reel 120000PCS/Carton

Package Dimensions

SOT-363

Dim.	Millimeter(mm)		mil	
	Min.	Max.	Min.	Max.
A	0.8	1.1	32	43
A1	-	0.1	-	3.94
bp	0.20	0.30	7.87	11.81
c	0.10	0.25	3.94	9.84
D	1.8	2.2	70.87	86.61
E	1.15	1.35	45.28	53.15
e	1.3		51.18	
e1	0.65		25.6	
HE	2.0	2.2	78.74	86.6
Lp	0.15	0.45	5.90	17.71
Q	0.15	0.25	5.90	9.84
v	0.2		7.78	
w	0.2		7.78	
y	0.1		3.94	

The recommended mounting pad size



Disclaimer

The information presented in this document is for reference only. Guangdong Youfeng Microelectronics Co.,Ltd. reserves the right to make changes without notice for the specification of the products displayed herein to improve reliability, function or design or otherwise. The product listed herein is designed to be used with ordinary electronic equipment or devices, and not designed to be used with equipment or devices which require high level of reliability and the malfunction of which would directly endanger human life (such as medical instruments, transportation equipment, aerospace machinery, nuclear-reactor controllers, fuel controllers and other safety devices), YFW or anyone on its behalf, assumes no responsibility or liability for any damages resulting from such improper use of sale. This publication supersedes & replaces all information previously supplied. For additional information, please visit our website <https://www.yfwdiode.com>, or consult YFW sales office for further assistance.