

■ Schottky Barrier Diode

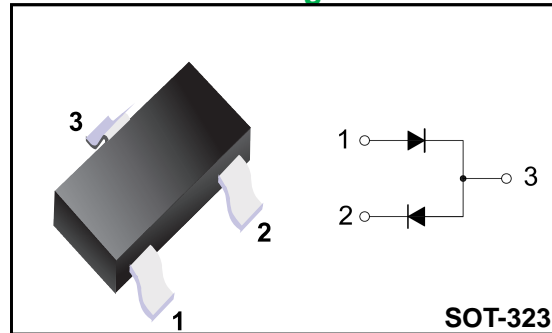
■ Features

- Small Package
- Low Forward Voltage

■ Applications

High Speed Switching

Pinning



Marking Code

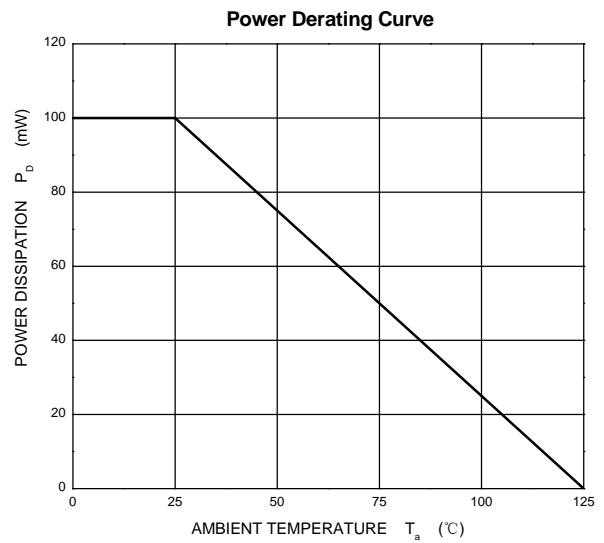
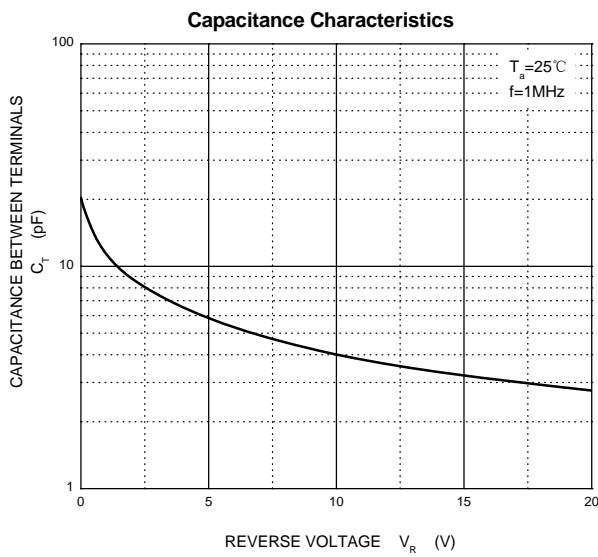
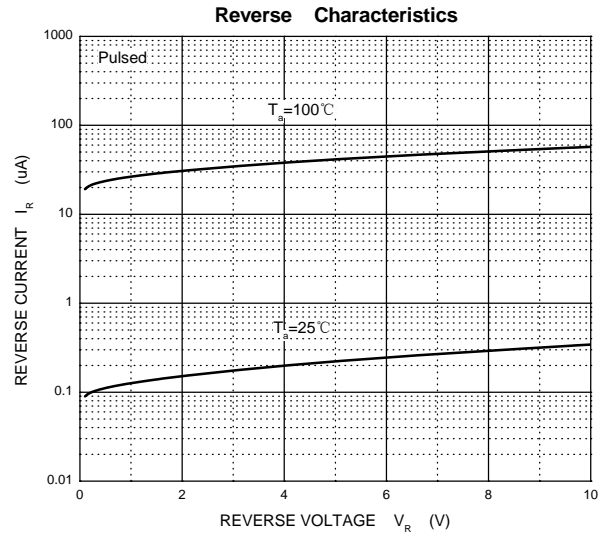
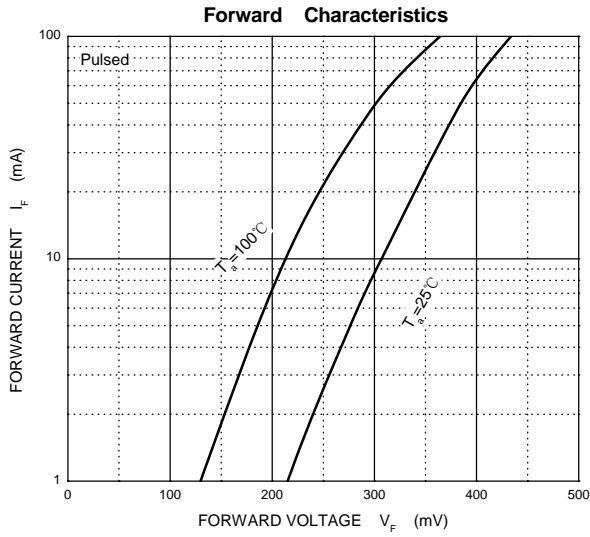
1SS372	N9
--------	----

■ Absolute Maximum Ratings $T_a = 25^\circ\text{C}$

Symbol	Parameter	Value	Unit
V_R	DC Blocking Voltage	10	V
I_O	Forward Continuous Current	100	mA
I_{FM}	Peak Forward Current	200	mA
I_{FSM}	Non-respetitive Peak Forward Surge Current@t=8.3ms	1	A
P_D	Power Dissipation	100	mW
$R_{\theta JA}$	Thermal Resistance From Junction To Ambient	1000	$^\circ\text{C}/\text{W}$
T_j	Junction Temperature	125	$^\circ\text{C}$
T_{stg}	Storage Temperature	-55~+150	$^\circ\text{C}$

■ Electrical Characteristics $T_a = 25^\circ\text{C}$

Parameter	Symbol	Test conditions	Min	Typ	Max	Unit
Reverse voltage	$V_{(BR)}$	$I_R=100\mu\text{A}$	10			V
Reverse current	I_R	$V_R=10\text{V}$			20	μA
Forward voltage	V_F	$I_F=1\text{mA}$		0.18		V
		$I_F=5\text{mA}$		0.3		
		$I_F=100\text{mA}$			0.5	
Total capacitance	C_{tot}	$V_R=0\text{V}, f=1\text{MHz}$			40	pF



Ordering information

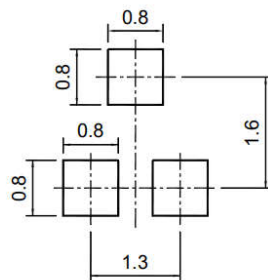
Package	Packing Description	Base Quantity	Packing Quantity
SOT-323	Tape/Reel, 7" reel	3000pcs/Reel	24000PCS/Box 120000PCS/Carton

Package Dimensions

SOT-323

Dim.	Millimeter (mm)		mil	
	Min.	Max.	Min.	Max.
A	0.8	1.1	32	43
A1	0.1		4	
bp	0.3	0.4	12	16
C	0.10	0.25	4	10
D	1.8	2.2	71	87
E	1.15	1.35	45	53
E	1.3		51	
E1	0.65		26	
HE	2.0	2.2	79	87
Lp	0.15	0.45	6	18
Q	0.13	0.23	5.1	9
v	0.2		8	
W	0.2		8	

The recommended mounting pad size



Disclaimer

The information presented in this document is for reference only. GuangDong Youfeng Microelectronics Co.,Ltd. reserves the right to make changes without notice for the specification of the products displayed herein to improve reliability, function or design or otherwise. The product listed herein is designed to be used with ordinary electronic equipment or devices, and not designed to be used with equipment or devices which require high level of reliability and the malfunction of which would directly endanger human life (such as medical instruments, transportation equipment, aerospace machinery, nuclear-reactor controllers, fuel controllers and other safety devices), YFW or anyone on its behalf, assumes no responsibility or liability for any damages resulting from such improper use of sale. This publication supersedes & replaces all information previously supplied. For additional information, please visit our website <https://www.yfwdiode.com>, or consult YFW sales office for further assistance.