

Switching Diode (High speed switching)

Features

- ◆High reliability
- ◆Small mold type
- ◆High Speed switching

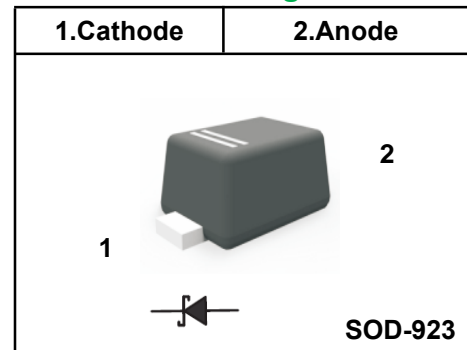
Application

- ◆High speed switching

Structure

- ◆Epitaxial planar

Pinning



Marking Code

1SS400CM	3
----------	---

Absolute Maximum Ratings (Ta = 25°C)

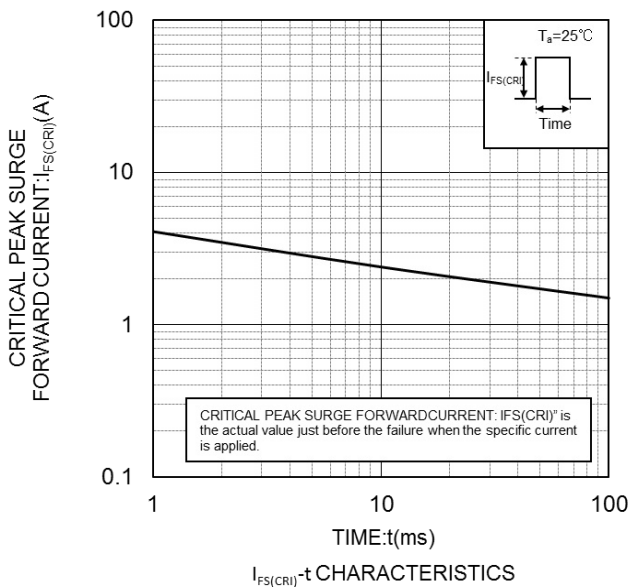
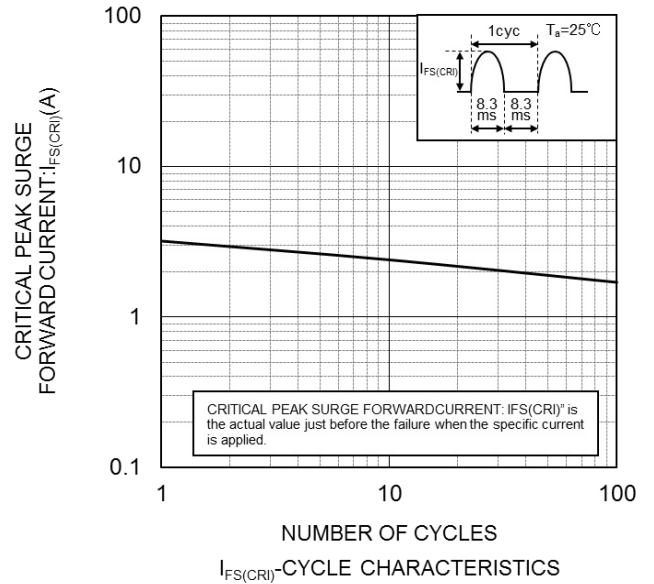
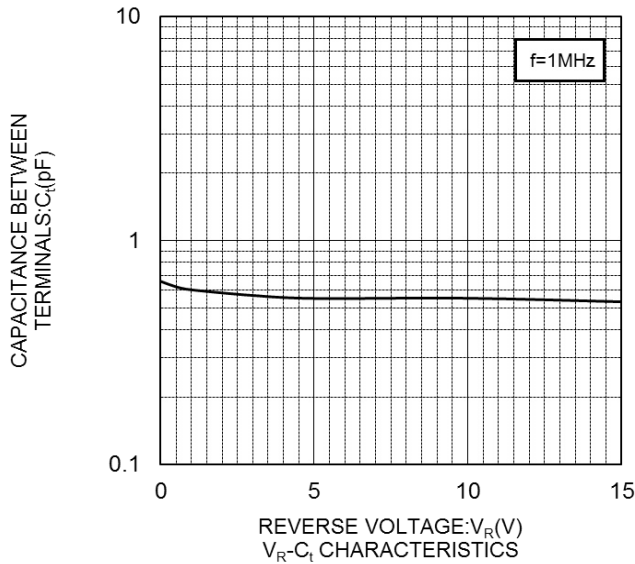
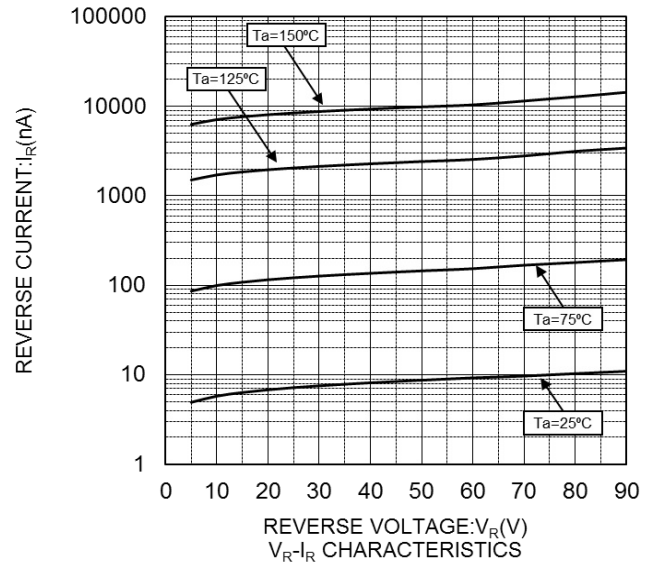
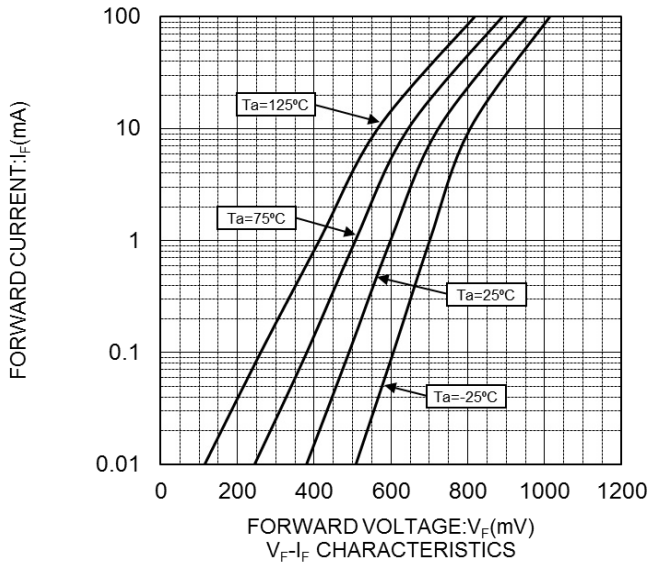
Parameter	Symbol	Conditions	Limits	Unit
Reverse voltage	V_R	-	80	V
Repetitive peak reverse voltage	V_{RM}	-	90	V
Average rectified forward current	I_o	-	100	mA
Forward current	I_{FM}	-	225	mA
Peak forward surge current	I_{FSM}	t=1s	500	mA
Junction temperature	T_j	-	150	°C
Storage temperature	T_{stg}	-	-55 ~ 150	°C

Characteristics (Ta = 25°C)

Parameter	Symbol	Conditions	Min.	Typ.	Max.	Unit
Forward voltage	V_F	$I_F=100mA$	-	-	1.2	V
Reverse current	I_R	$V_R=80V$	-	-	100	nA
Capacitance between terminals	C_t	$V_R=0.5V f=1.0MHz$	-	-	3.0	pF
Reverse recovery time	t_{rr}	$V_R=6.0V I_F=10mA R_L=100\Omega$	-	-	4.0	ns

※Caution: static electricity

Characteristic Curves



Ordering information

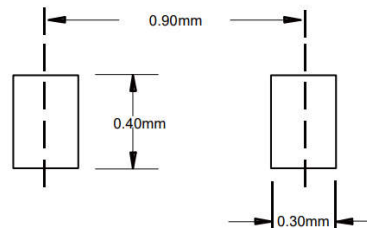
Package	Packing Description	Packing Quantity
SOD-923	Tape/Reel,7"reel	8000PCS/Reel 320000PCS/Carton

Package Dimensions

SOD-923

Dim.	Millimeter(mm)		mil	
	Min.	Max.	Min.	Max.
A	0.95	1.05	37	41
B	0.75	0.85	30	33
C	0.55	0.65	22	26
D	0.36	0.43	14	17
E	0.15	0.25	6	10
F	0.07	0.17	3	7

The recommended mounting pad size



Disclaimer

The information presented in this document is for reference only. GuangDong Youfeng Microelectronics Co.,Ltd. reserves the right to make changes without notice for the specification of the products displayed herein to improve reliability, function or design or otherwise. The product listed herein is designed to be used with ordinary electronic equipment or devices, and not designed to be used with equipment or devices which require high level of reliability and the malfunction of with would directly endanger human life (such as medical instruments, transportation equipment, aerospace machinery, nuclear-reactor controllers, fuel controllers and other safety devices),YFW or anyone on its behalf, assumes no responsibility or liability for any damages resulting from such improper use of sale. This publication supersedes & replaces all information previously supplied. For additional information, please visit our website <https://www.yfwdiode.com>, or consult YFW sales office for further assistance.