

Super Fast Recovery Rectifiers
Reverse Voltage - 600 V
Forward Current - 80 A
FEATURES


- ◆The plastic package carries Underwriters Laboratory Flammability Classification 94V-0
- ◆Construction utilizes void-free molded plastic technique
- ◆Low reverse leakage
- ◆High forward surge current capability
- ◆High temperature soldering guaranteed 260°C/10seconds at terminals

MECHANICAL DATA

- ◆Case : Molded plastic body
- ◆Terminals : Solder plated, solderable per MIL-STD-750,Method 2026
- ◆Polarity : Polarity symbol marking on body
- ◆Mounting Position : Any

Primary Characteristic

I_o	2*40A
V_{RRM}	600V
I_{FSM}	300A
V_F	2.1V
T_J Max	150°C


Maximum Ratings (Per Leg) at Ta=25°C unless otherwise specified

Parameter	Symbols	Value	Units
Maximum Repetitive Peak Reverse Voltage	V_{RRM}	600	V
Maximum RMS voltage	V_{RMS}	420	V
Maximum DC Blocking Voltage	V_{DC}	600	V
Maximum Average Forward Rectified Current at Tc=120 °C	Per Leg	40	A
	Total	80	
Peak Forward Surge Current, 8.3ms Single Half Sine-wave	I_{FSM}	300	A
Operating Temperature Range	T_J	-55 ~ +150	°C
Storage Temperature Range	T_{STG}	-55 ~ +150	°C
Typical thermal resistance	R_{θJC}	1.5	°C/W

Electrical Characteristics (Per Leg) unless otherwise specified

Characteristics	Symbols	Value		Units
		Typ	Max	
Maximum instantaneous forward voltage per diode at 40A	V_F	2.1	2.5	V
Maximum DC reverse current at rated DC blocking voltage	I_R	T _A =25°C	5	uA
		T _A =125°C	200	uA
Maximum Reverse Recovery Time	T_{RR}	35	50	nS

Note:1.Reverse recovery time test condition: IF=0.5A IR=1.0A Irr=0.25A

Ratings And Characteristic Curves

FIG. 1- DERATING CURVE OUTPUT RECTIFIED CURRENT

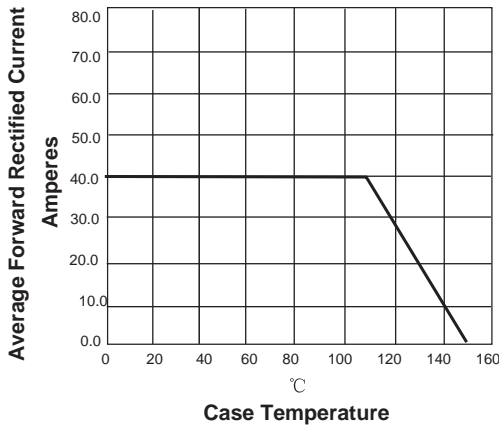


FIG. 2-MAXIMUM NON-REPETITIVE PEAK FORWARD SURGE CURRENT PER LEG

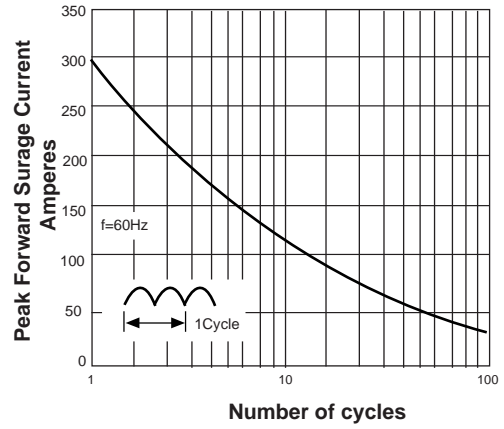


FIG. 3-TYPICAL FORWARD VOLTAGE CHARACTERISTICS

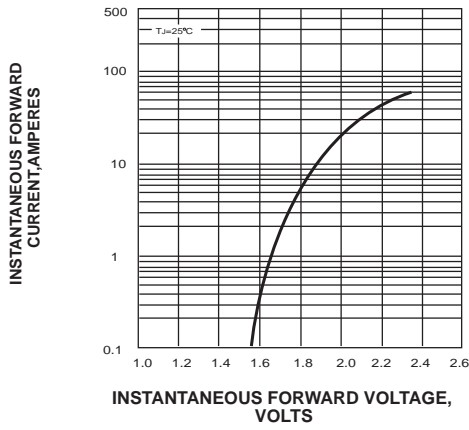
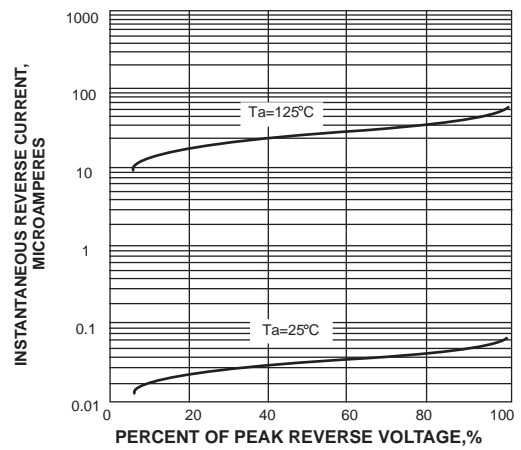
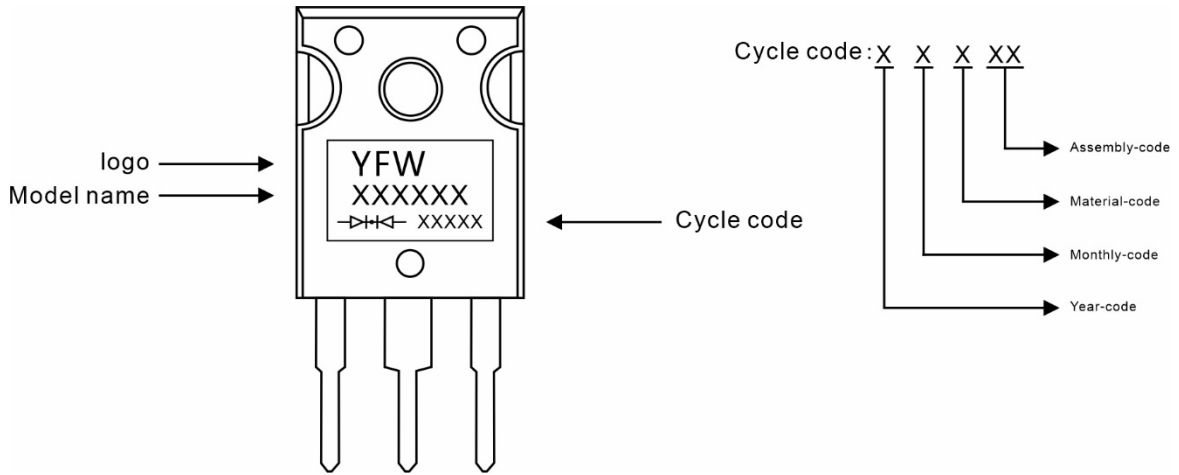


FIG. 4-TYPICAL REVERSE LEAKAGE CHARACTERISTICS



Marking Diagram

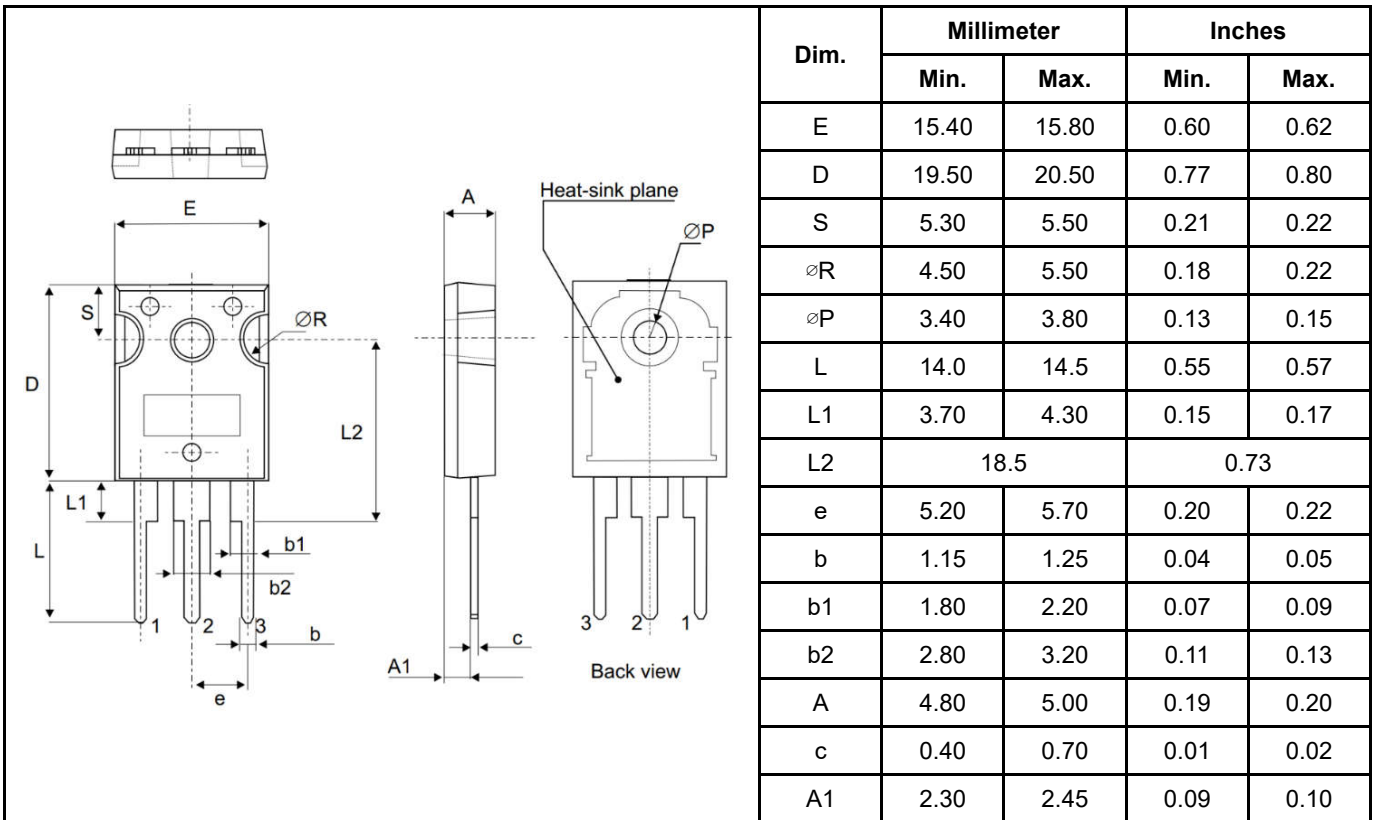


Ordering information

Model name	Package	Unit Weight	Base Quantity	Packing Quantity
MUR8060PTS	TO-247S	0.158oz(4.48g)	30pcs/tube	600PCS/Box 2400PCS/Carton

Package Dimensions

TO-247S



Disclaimer

The information presented in this document is for reference only. Guangdong Youfeng Microelectronics Co.,Ltd. reserves the right to make changes without notice for the specification of the products displayed herein to improve reliability, function or design or otherwise. The product listed herein is designed to be used with ordinary electronic equipment or devices, and not designed to be used with equipment or devices which require high level of reliability and the malfunction of which would directly endanger human life (such as medical instruments, transportation equipment, aerospace machinery, nuclear-reactor controllers, fuel controllers and other safety devices), YFW or anyone on its behalf, assumes no responsibility or liability for any damages resulting from such improper use of sale. This publication supersedes & replaces all information previously supplied. For additional information, please visit our website <https://www.yfwdiode.com>, or consult YFW sales office for further assistance.