

Silicon Epitaxial Planar Switching Diode

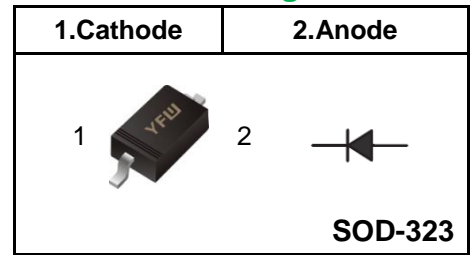
Features

- ◆ Small plastic package suitable for surface mounted design
- ◆ High reliability with high surge current handling capability

Applications

- ◆ High speed switching

Pinning



Marking Code

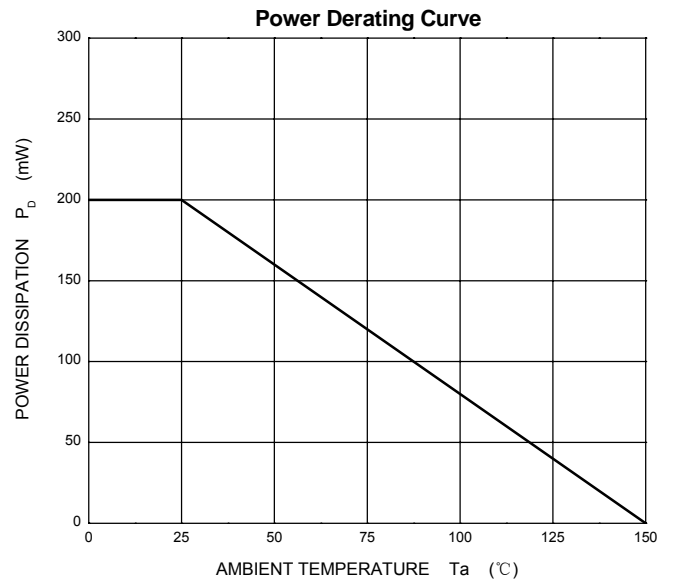
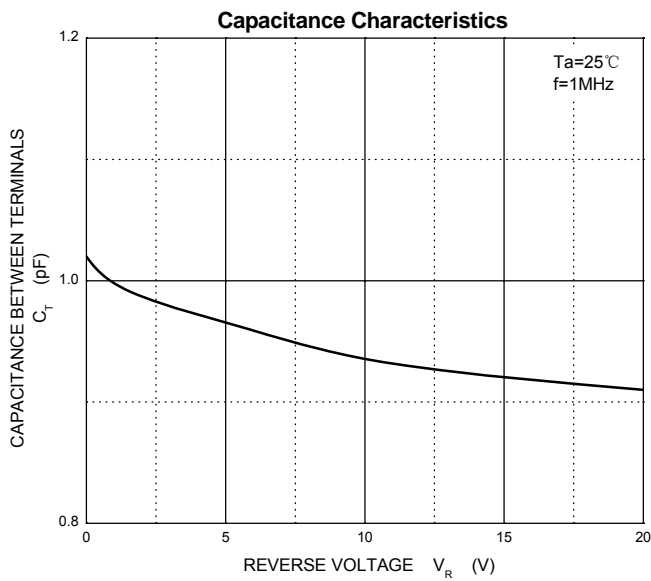
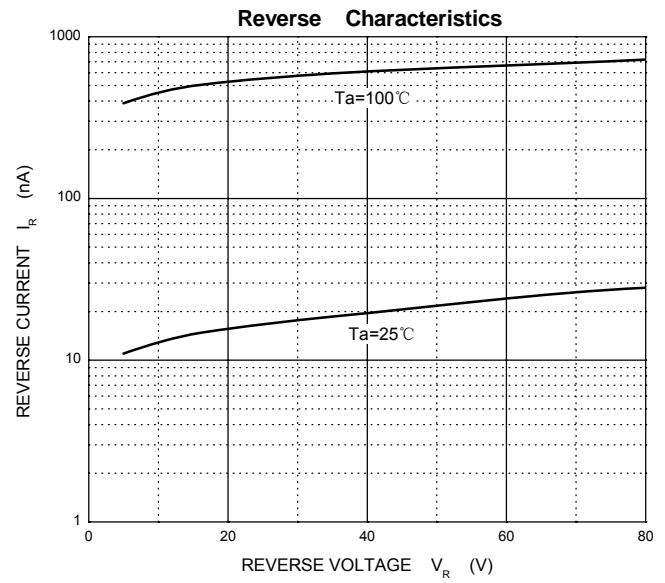
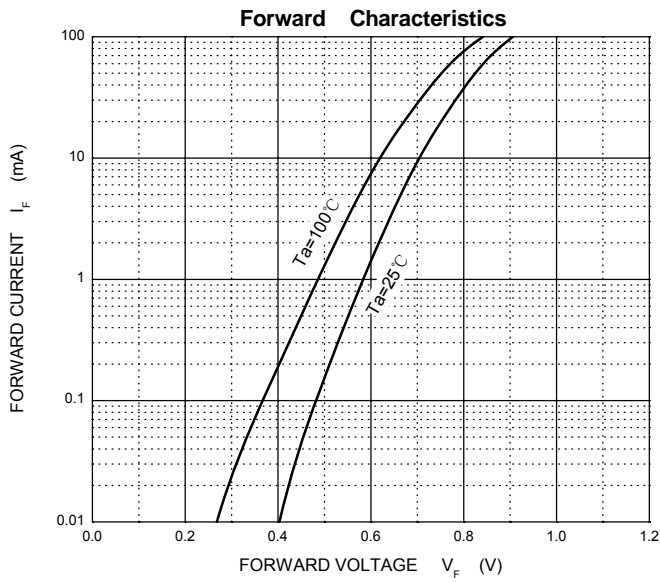
1SS355	A
---------------	----------

Absolute Maximum Ratings (Ta=25°C)

Parameter	Symbol	Value	Unit
Peak Reverse Voltage	V_{RM}	90	V
Reverse Voltage	V_R	80	V
Average Rectified Forward Current	$I_{F(AV)}$	100	mA
Peak Forward Current	I_{FM}	225	mA
Surge Forward Current (1 s)	I_{FSM}	500	mA
Junction Temperature	T_j	150	°C
Storage Temperature Range	T_{stg}	- 55 to + 150	°C

Electrical Characteristics (Ta=25°C)

Parameter	Symbol	Max.	Unit
Forward Voltage at $I_F = 100$ mA	V_F	1.2	V
Reverse Current at $V_R = 80$ V	I_R	0.1	μA
Capacitance between Terminals at $V_R = 0.5$ V, $f = 1$ MHz	C_T	3	pF
Reverse Recovery Time at $V_R = 6$ V, $I_F = 10$ mA, $R_L = 100$ Ω	t_{rr}	4	ns



Ordering information

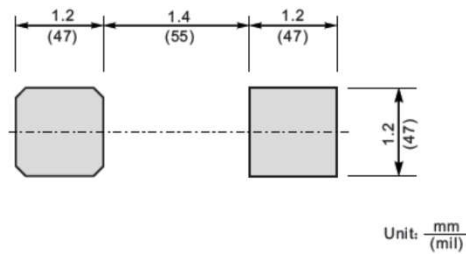
Package	Packing Description	Packing Quantity
SOD-323	Tape/Reel, 7" reel	3000PCS/Reel 120000PCS/Carton

Package Dimensions

SOD-323

Dim.	Millimeter(mm)		mil	
	Min.	Max.	Min.	Max.
A	0.8	1.1	32	43
C	0.08	0.15	3.1	5.9
D	1.2	1.4	47	55
E	1.4	1.8	63	70
E1	2.55	2.75	100	108
b	0.25	0.4	9.8	16
L1	0.2	0.45	7.9	16
A1	-	0.2	-	8
∠	9°			

The recommended mounting pad size



Disclaimer

The information presented in this document is for reference only. GuangDong Youfeng Microelectronics Co.,Ltd. reserves the right to make changes without notice for the specification of the products displayed herein to improve reliability, function or design or otherwise. The product listed herein is designed to be used with ordinary electronic equipment or devices, and not designed to be used with equipment or devices which require high level of reliability and the malfunction of with would directly endanger human life (such as medical instruments, transportation equipment, aerospace machinery, nuclear-reactor controllers, fuel controllers and other safety devices),YFW or anyone on its behalf, assumes no responsibility or liability for any damages resulting from such improper use of sale. This publication supersedes & replaces all information previously supplied. For additional information, please visit our website <https://www.yfwdiode.com>, or consult YFW sales office for further assistance.