

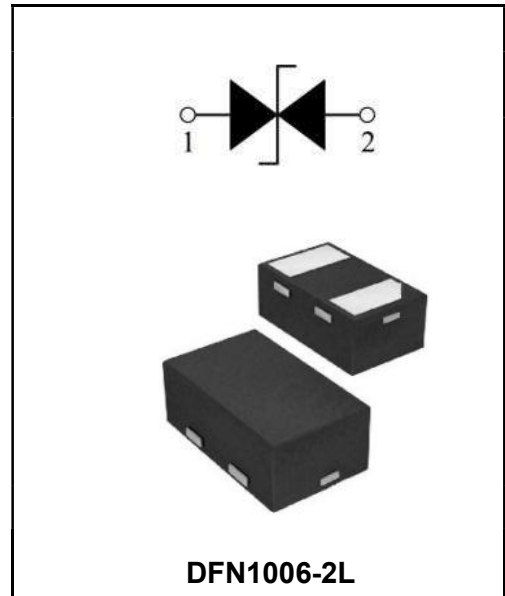
Uni-directional ESD Protection Diode

Features

- ◆Capacitance:60pF(typ.)
- ◆Reverse Working Voltage: 24 V
- ◆IEC 61000-4-2(ESD Air): ± 30KV
- ◆IEC 61000-4-2(ESD Contact): ± 30kV
- ◆IEC61000-4-5(Lightning 8/20us): 7 A

Application

- ◆Computers and peripherals
- ◆Digital Cameras
- ◆Audio and video equipment
- ◆Cellular handsets and accessories
- ◆Portable electronics



Marking Code

ESD1006D24A	B4
-------------	----

Limiting Values(TA = 25 °C, unless otherwise specified)

Symbol	Parameter	Conditions	Min	Max	Unit
V _{ESD}	Electrostatic Discharge Voltage	IEC 61000-4-2; Contact Discharge	-	±30	kV
		IEC 61000-4-2; Air Discharge	-	±30	kV
P _{PP}	Peak Pulse Power	tP = 8/20 μs	-	350	W
I _{PPM}	Rated Peak Pulse Current	tP = 8/20 μs	-	7	A
T _A	Operating Temperature Range	-	-55	125	°C
T _{stg}	Storage Temperature Range	-	-55	150	°C

Electrical Characteristics(TA = 25 °C unless otherwise specified)

Symbol	Parameter	Conditions	Min	Typ.	Max	Unit
V _{RWM}	Reverse Working Voltage	TA = 25 °C	-	-	24	V
V _{BR}	Breakdown Voltage	I _R = 1mA; TA = 25 °C	26	-	-	V
I _R	Reverse Leakage Current	V _{RWM} = 24 V; TA = 25 °C	-	-	1	uA
V _C	Clamping Voltage	I _{PP} =1 A, tP =8/20μs	-	-	35	V
		I _{PP} =7 A, tP =8/20μs	-	-	50	V
C _J	Junction Capacitance	V _R = 0V, f = 1 MHz	-	60	-	pF

Typical Characteristics

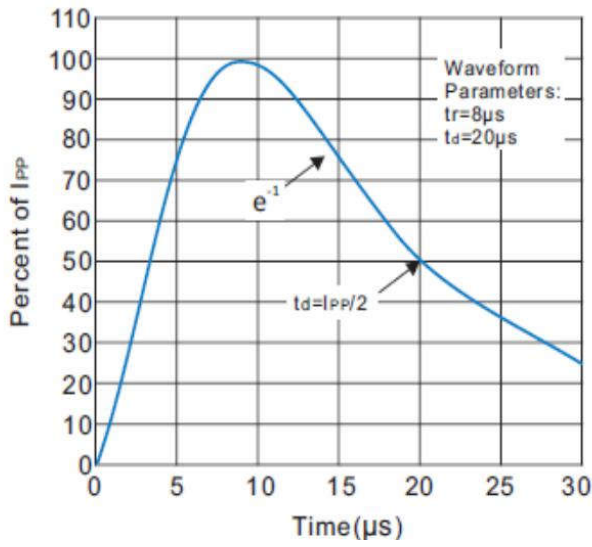


Fig.1 Pulse Waveform

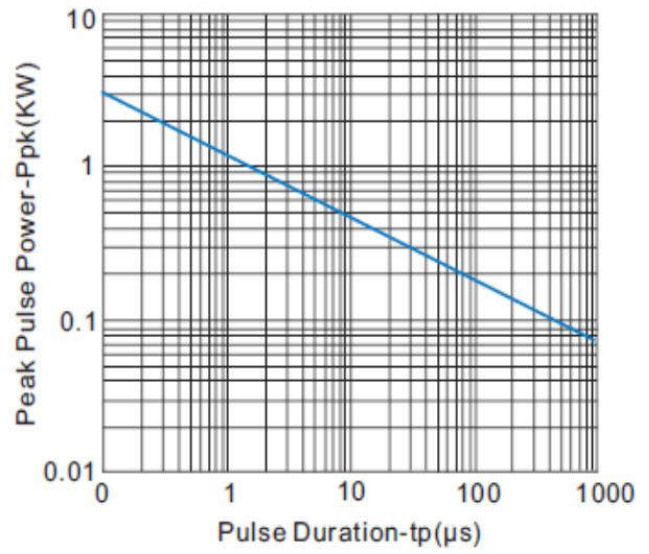


Fig.2 Non-Repetitive Peak Pulse Power vs.Pulse Time

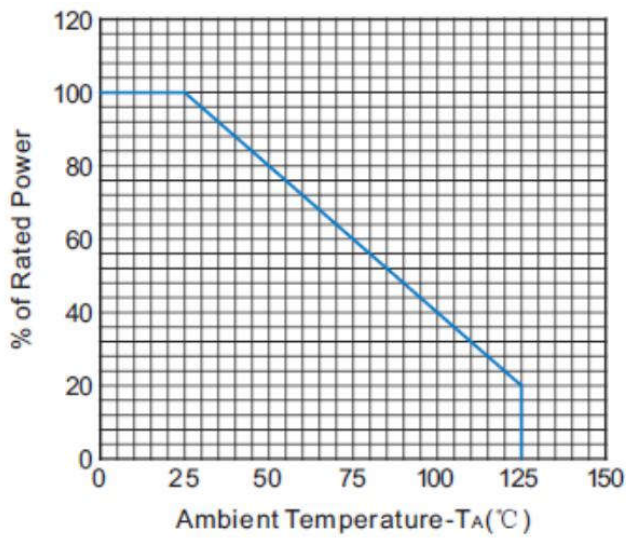
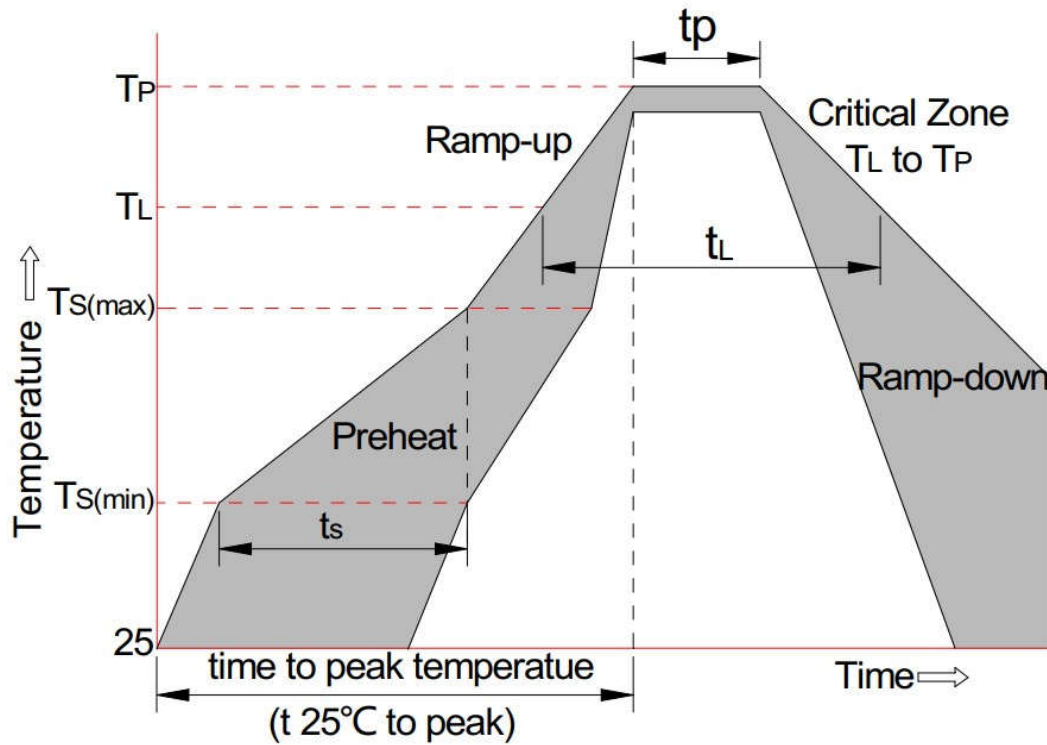


Fig.3 Power Derating Curve

Soldering Parameters



Reflow Condition		Pb-Free Assembly
Pre-heat	-Temperature Min ($T_{S(min)}$)	+150°C
	-Temperature Max($T_{S(max)}$)	+200°C
	-Time (Min to Max) (t_s)	60-180 secs.
Average ramp up rate (Liquid us Temp (T_L) to peak)		3°C/sec. Max
$T_{S(max)}$ to T_L - Ramp-up Rate		3°C/sec. Max
Reflow	-Temperature(T_L)(Liquid us)	+217°C
	-Temperature(t_L)	60-150 secs.
Peak Temp (T_p)		+260(+0/-5)°C
Time within 5°C of actual Peak Temp (t_p)		30 secs. Max
Ramp-down Rate		6°C/sec. Max
xTime 25°C to Peak Temp (TP)		8 min. Max
Do not exceed		+260°C

Ordering information

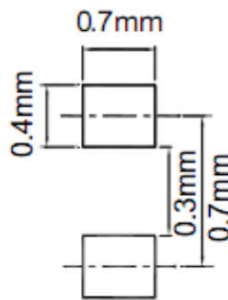
Package	Packing Description	Packing Quantity
DFN1006-2L	Tape/Reel,7"reel	10000PCS/Reel 400000PCS/Carton

Package Dimensions

DFN1006-2L

Dim.	Millimeter(mm)		Inches	
	Min.	Max.	Min.	Max.
A	0.350	0.450	0.014	0.018
D	0.550	0.650	0.022	0.026
E	0.950	1.050	0.037	0.041
D1	0.420	0.520	0.017	0.020
E1	0.550	0.650	0.022	0.026
L	0.270	0.370	0.011	0.015
L1	-	0.100	-	0.004

The recommended mounting pad size



Disclaimer

The information presented in this document is for reference only. GuangDong Youfeng Microelectronics Co.,Ltd. reserves the right to make changes without notice for the specification of the products displayed herein to improve reliability, function or design or otherwise. The product listed herein is designed to be used with ordinary electronic equipment or devices, and not designed to be used with equipment or devices which require high level of reliability and the malfunction of with would directly endanger human life (such as medical instruments, transportation equipment, aerospace machinery, nuclear-reactor controllers, fuel controllers and other safety devices),YFW or anyone on its behalf, assumes no responsibility or liability for any damages resulting from such improper use of sale. This publication supersedes & replaces all information previously supplied. For additional information, please visit our website <https://www.yfwdiode.com>, or consult YFW sales office for further assistance.