

**Standard Silicon Rectifiers**

**Reverse Voltage - 100 to 1000 V**


**Forward Current - 3 A**

**FEATURES**

- ◆For surface mounted applications
- ◆Glass Passivated Chip Junction
- ◆Low profile package
- ◆Ideal for automated placement
- ◆Lead free in comply with EU RoHS 2011/65/EU directives

**MECHANICAL DATA**

- ◆Case: DO-201AD/DO-27
- ◆Terminals: Solderable per MIL-STD-750, Method 202
- ◆Approx. Weight: 0.98 g / 0.0345oz



**Maximum Ratings and Electrical characteristics**

Ratings at 25 °C ambient temperature unless otherwise specified.

Single phase half-wave 60 Hz, resistive or inductive load, for capacitive load current derate by 20 %.

Parameter	Symbols	1N5401G	1N5402G	1N5404G	1N5405G	1N5406G	1N5407G	1N5408G	Units
Maximum Repetitive Peak Reverse Voltage	$V_{RRM}$	100	200	400	500	600	800	1300	V
Maximum RMS voltage	$V_{RMS}$	70	140	280	350	420	560	910	V
Maximum DC Blocking Voltage	$V_{DC}$	100	200	400	500	600	800	1300	V
Maximum Average Forward Rectified Current at $T_c = 100\text{ }^\circ\text{C}$	$I_{F(AV)}$	3.0							A
Peak Forward Surge Current 8.3 ms Single Half Sine Wave Superimposed on Rated Load	$I_{FSM}$	150.0							A
Maximum Instantaneous Forward Voltage at 3.0 A	$V_F$	1.1							V
Maximum DC Reverse Current $T_a = 25\text{ }^\circ\text{C}$ at Rated DC Blocking Voltage $T_a = 125\text{ }^\circ\text{C}$	$I_R$	5.0 100							$\mu\text{A}$
Typical Junction Capacitance <sup>(1)</sup>	$C_j$	50							pF
Typical Thermal Resistance <sup>(2)</sup>	$R_{\theta JA}$	18							$^\circ\text{C/W}$
Operating and Storage Temperature Range	$T_j, T_{stg}$	-55 ~ +150							$^\circ\text{C}$

(1) Measured at 1 MHz and applied reverse voltage of 4 V D.C

FIG. 1- DERATING CURVE OUTPUT RECTIFIED CURRENT

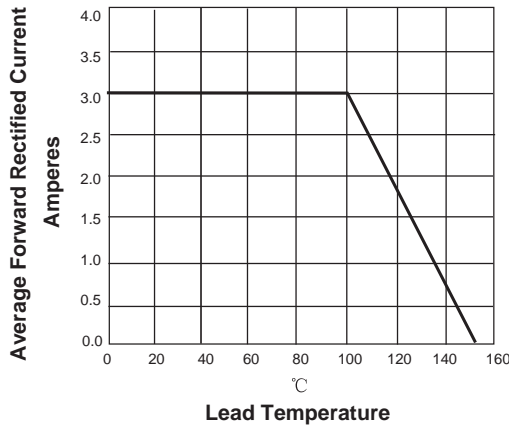


FIG. 2-MAXIMUM NON-REPETITIVE PEAK FORWARD SURGE CURRENT PER LEG

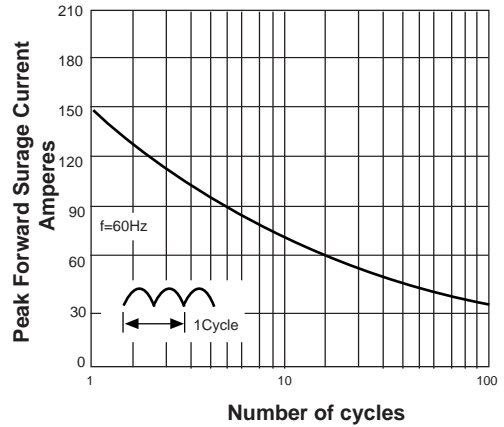


FIG. 3-TYPICAL FORWARD VOLTAGE CHARACTERISTICS

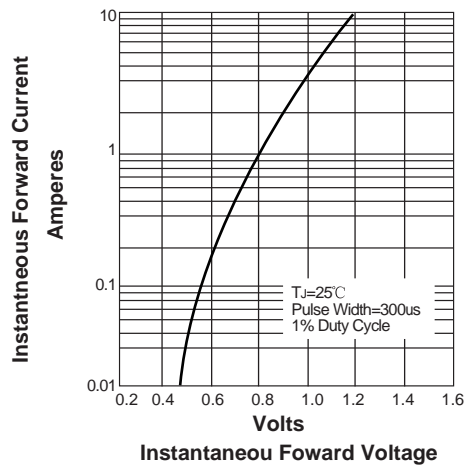
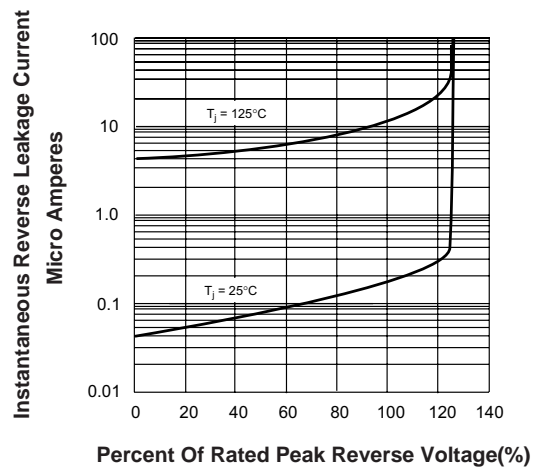


FIG. 4-TYPICAL REVERSE LEAKAGE CHARACTERISTICS



**Ordering information**

Package	Packing Description	Packing Quantity
DO-201AD/DO-27	bulk	250PCS/500PCS/Inner Box 25000PCS/Carton
	ammo pack	1000PCS/1250PCS/Inner Box 10000PCS/12500PCS/Carton

**Package Dimensions**

DO-201AD/DO-27

Dim.	Millimeter(mm)		INCHES	
	Min.	Max.	Min.	Max.
A	-	9.50	-	0.370
B	-	6.40	-	0.250
C	1.20	1.30	0.048	0.052
D	25.4	-	1.00	-

## Disclaimer

The information presented in this document is for reference only. GuangDong Youfeng Microelectronics Co.,Ltd. reserves the right to make changes without notice for the specification of the products displayed herein to improve reliability, function or design or otherwise. The product listed herein is designed to be used with ordinary electronic equipment or devices, and not designed to be used with equipment or devices which require high level of reliability and the malfunction of with would directly endanger human life (such as medical instruments, transportation equipment, aerospace machinery, nuclear-reactor controllers, fuel controllers and other safety devices),YFW or anyone on its behalf, assumes no responsibility or liability for any damages resulting from such improper use of sale. This publication supersedes & replaces all information previously supplied. For additional information, please visit our website <https://www.yfwdiode.com>, or consult YFW sales office for further assistance.