

Trench MOS Barrier Schottky Rectifier

Reverse Voltage - 100 V


Forward Current - 10 A

FEATURES

- ◆ Advanced trench technology
- ◆ Low forward voltage drop
- ◆ Low power losses
- ◆ High efficiency operation
- ◆ Lead free in comply with EU RoHS 2011/65/EU directives

MECHANICAL DATA

- ◆ Case: DO-201AD/DO-27
- ◆ Terminals: Solderable per MIL-STD-750, Method 2026
- ◆ Approx. Weight: 0.98g / 0.0345oz



Maximum Ratings (Per Leg) at Ta=25°C unless otherwise specified

Parameter		Symbols	Value	Units
Maximum Repetitive Peak Reverse Voltage		V_{RRM}	100	V
Maximum RMS voltage		V_{RMS}	100	V
Maximum DC Blocking Voltage		V_{DC}	100	V
Maximum Average Forward Rectified Current	Per diode	$I_{F(AV)}$	10	A
Peak Forward Surge Current, 8.3ms Single Half Sine-wave superimposed on rated load per diode		I_{FSM}	200	A
Operating Temperature Range		T_J	-40 ~ +150	°C
Storage Temperature Range		T_{STG}	-40 ~ +150	°C
Typical Thermal Resistance Per diode(munted on FR-4 PCB)	DO-27	$R_{\theta JC}$	22	°C/W

Note1: Thermal resistance from Junction to case per leg mounted on heatsink.

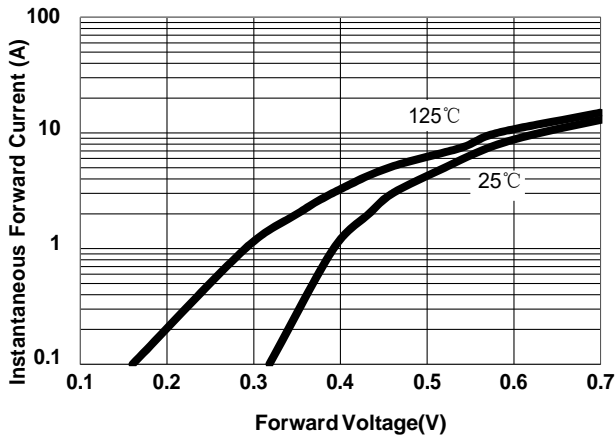
Electrical Characteristics (Per Leg) unless otherwise specified

Characteristics		Symbols	Value		Units
Forward Voltage Drop(Note2)		V_F	Typ	Max	V
at $I_F=2A$ Instantaneous forward voltage per diode	TA=25°C		0.44	-	
	TA=125°C		0.39	-	
at $I_F=10A$ Instantaneous forward voltage per diode	TA=25°C		0.63	0.66	
	TA=125°C	0.58	-		
Instantaneous reverse current per diode at rated reverse voltage	TA=25°C	I_R	-	60	uA
	TA=125°C		-	40	mA

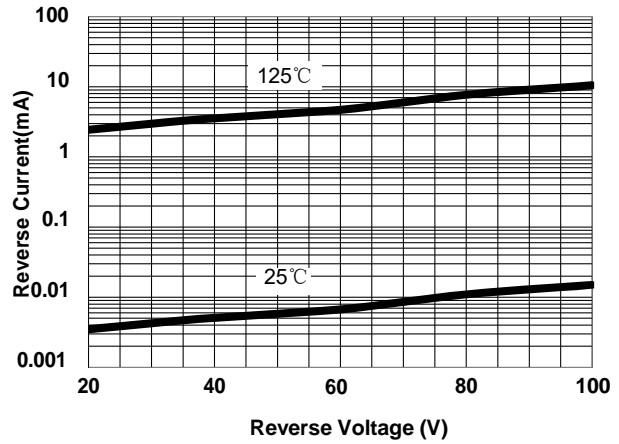
Note2: (1)Pulse test: 300 μs pulse width, 1 % duty cycle
(2) Pulse test: Pulse width ≤ 40 ms

RATINGS AND CHARACTERISTIC CURVES

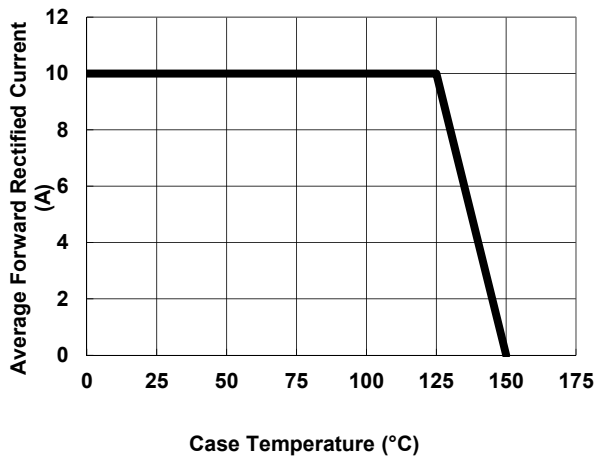
Typical Forward Voltage Characteristics



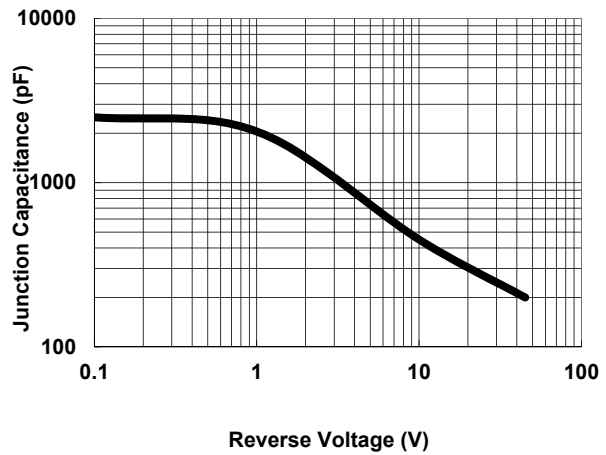
Typical Reverse Leakage Characteristics



Forward Current Derating Curve



Typical Junction Capacitance Per Diode



Ordering information

Package	Packing Description	Packing Quantity
DO-201AD/DO-27	bulk	250PCS/500PCS/Box 25000PCS/Carton
	braid	1000PCS/1250PCS/Box 10000PCS/Carton/12500PCS/Carton

Package Dimensions

DO-201AD/DO-27

Dim.	Millimeter(mm)		INCHES	
	Min.	Max.	Min.	Max.
A	-	9.50	-	0.370
B	-	6.40	-	0.250
C	1.20	1.30	0.048	0.052
D	25.4	-	1.00	-

Disclaimer

The information presented in this document is for reference only. GuangDong Youfeng Microelectronics Co.,Ltd. reserves the right to make changes without notice for the specification of the products displayed herein to improve reliability, function or design or otherwise. The product listed herein is designed to be used with ordinary electronic equipment or devices, and not designed to be used with equipment or devices which require high level of reliability and the malfunction of with would directly endanger human life (such as medical instruments, transportation equipment, aerospace machinery, nuclear-reactor controllers, fuel controllers and other safety devices),YFW or anyone on its behalf, assumes no responsibility or liability for any damages resulting from such improper use of sale. This publication supersedes & replaces all information previously supplied. For additional information, please visit our website <https://www.yfwdiode.com>, or consult YFW sales office for further assistance.